



PUBLIC NOTICE

DRAFT MISSOURI STATE OPERATING PERMIT MODIFICATION

DATE: August 4, 2017

In accordance with the state Clean Water Law, Chapter 644, RSMo, Missouri Clean Water Commission regulation 10 CSR 20-6.010, and the Federal Clean Water Act, the applicants listed herein have applied for authorization to either discharge to waters of the state, or to operate a no-discharge wastewater treatment facility. The proposed modification(s) of the permits for these operations are consistent with applicable water quality standards, effluent standards and/or treatment requirements or suitable timetables to meet these requirements (see 10 CSR 20-7.015 and 7.031).

On the basis of preliminary staff review and the application of applicable standards and regulations, the Missouri Department of Natural Resources, as administrative agent for the Missouri Clean Water Commission, proposes to issue a modification to the permit(s) subject to certain effluent limitations, schedules, and special conditions. The proposed determinations are tentative pending public comment.

Persons wishing to comment on the proposed modification are invited to submit them in writing to: Missouri Department of Natural Resources, Water Protection Program, P.O. Box 176, Jefferson City, Missouri 65102, ATTN: NPDES Operating Permits/Permit Comments. **Please include the permit number in all comment letters.**

Comments should be confined to the issues relating to the proposed modification action and permit(s) and the effect on water quality. The department may not consider as relevant comments or objections to a permit based on issues outside the authority of the Missouri Clean Water Commission, (see Curdt v. Mo. Clean Water Commission, 586 S.W.2d 58 Mo. App. 1979).

All comments must be received or postmarked by 5:00 p.m. on September 5, 2017. The department will consider all written comments, including e-mails, faxes and letters, in the formulation of all final determinations regarding the applications. Email comments will be accepted at the following address: publicnoticenpdes@dnr.mo.gov. If response to this notice indicates significant public interest, a public meeting or hearing may be held after due notice for the purpose of receiving public comment on the proposed permit or determination. Public hearings and/or issuance of the permit will be conducted or processed according to 10 CSR 20-6.020.

Copies of all draft permits and other information including copies of applicable regulations are available for inspection and copying at the department's Website: <http://www.dnr.mo.gov/env/wpp/permits/permit-pn.htm>, or at the Missouri Department of Natural Resources, Water Protection Program, P.O. Box 176, Jefferson City, Missouri 65102, between the hours of 8:00 a.m. and 5:00 p.m., Monday through Friday.

STATE OF MISSOURI
DEPARTMENT OF NATURAL RESOURCES

MISSOURI CLEAN WATER COMMISSION



MISSOURI STATE OPERATING PERMIT

In compliance with the Missouri Clean Water Law, (Chapter 644 R.S. Mo. as amended, hereinafter, the Law), and the Federal Water Pollution Control Act (Public Law 92-500, 92nd Congress) as amended,

Permit No. MO-0022918

Owner: City of Orrick
Address: 207 West South Front Street, Orrick, MO 64077

Continuing Authority: Same as above
Address: Same as above

Facility Name: Orrick WWTF
Facility Address: 0.3 miles northwest of Hwy Z and Centennial Road intersection, Orrick, MO 64077

Legal Description: NE¹/₄, SE¹/₄, Sec. 26, T51N, R29W, Ray County
UTM Coordinates: X= 403176.364, Y= 4339141.475

Receiving Stream: Keeney Creek (C)
First Classified Stream and ID: Keeney Creek (C) (384)
USGS Basin & Sub-watershed No.: (10300101-0408)

is authorized to discharge from the facility described herein, in accordance with the effluent limitations and monitoring requirements as set forth herein:

FACILITY DESCRIPTION

Outfall #001 – POTW – SIC #4952

The use or operation of this facility shall be by or under the supervision of a **Certified “D” Operator**.

Aeration basin / two cell aerated lagoon / sludge is retained in lagoon

Design population equivalent is 1,184

Design flow is 118,400 gallons per day

Actual flow is 53,700 gallons per day

Design sludge production is 17.76 dry tons/year

This permit authorizes only wastewater discharges under the Missouri Clean Water Law and the National Pollutant Discharge Elimination System; it does not apply to other regulated areas. This permit may be appealed in accordance with Section 644.051.6 of the Law.

November 1, 2013

Effective Date

Modification Date

Edward B. Galbraith, Director, Division of Environmental Quality

October 31, 2018

Expiration Date

Chris Wieberg, Director, Water Protection Program

OUTFALL #001	TABLE A-1. INTERIM EFFLUENT LIMITATIONS AND MONITORING REQUIREMENTS			PAGE NUMBER 2 of 7		
				PERMIT NUMBER MO-0022918		
The permittee is authorized to discharge from outfall(s) with serial number(s) as specified in the application for this permit. The interim effluent limitations shall become effective upon issuance and remain in effect through October 31, 2021 . Such discharges shall be controlled, limited and monitored by the permittee as specified below:						
EFFLUENT PARAMETER(S)	UNITS	INTERIM EFFLUENT LIMITATIONS			MONITORING REQUIREMENTS	
		DAILY MAXIMUM	WEEKLY AVERAGE	MONTHLY AVERAGE	MEASUREMENT FREQUENCY	SAMPLE TYPE
Flow	MGD	*		*	once/month	24 hr. estimate
Biochemical Oxygen Demand ₅	mg/L		65	45	once/month	grab
Total Suspended Solids	mg/L		110	70	once/month	grab
<i>E. coli</i> (Note 1)	#/100 ml		1030	206	once/month	grab
pH – Units	SU	**		**	once/month	grab
Ammonia as N	mg/L	*		*	once/month	grab
Oil & Grease	mg/L	15		10	once/month	grab
MONITORING REPORTS SHALL BE SUBMITTED MONTHLY; THE FIRST REPORT IS DUE <u>DECEMBER 28, 2013</u> . THERE SHALL BE NO DISCHARGE OF FLOATING SOLIDS OR VISIBLE FOAM IN OTHER THAN TRACE AMOUNTS.						
Whole Effluent Toxicity (WET) test	% Survival	See Special Condition #19		once/permit cycle	grab	
MONITORING REPORTS SHALL BE SUBMITTED <u>ONCE PER PERMIT CYCLE</u> ; THE FIRST REPORT IS DUE <u>BY NOVEMBER 28, 2018</u> .						

* Monitoring requirement only.

** pH is measured in pH units and is not to be averaged. The pH is to be maintained at or above 6.5 pH units.

Note 1 - Effluent limitations and monitoring requirements for *E. coli* are applicable only during the recreational season from April 1 through October 31. The Monthly Average Limit for *E. coli* is expressed as a geometric mean. The Weekly Average for *E. coli* will be expressed as a geometric mean if more than one (1) sample is collected during a calendar week (Sunday through Saturday).

OUTFALL #001	TABLE A-2. FINAL EFFLUENT LIMITATIONS AND MONITORING REQUIREMENTS			PAGE NUMBER 3 of 7		
				PERMIT NUMBER MO-0022918		
The permittee is authorized to discharge from outfall(s) with serial number(s) as specified in the application for this permit. The final effluent limitations shall become effective on November 1, 2021 , and remain in effect until expiration of the permit. Such discharges shall be controlled, limited and monitored by the permittee as specified below:						
EFFLUENT PARAMETER(S)	UNITS	FINAL EFFLUENT LIMITATIONS			MONITORING REQUIREMENTS	
		DAILY MAXIMUM	WEEKLY AVERAGE	MONTHLY AVERAGE	MEASUREMENT FREQUENCY	SAMPLE TYPE
Flow	MGD	*		*	once/month	24 hr. estimate
Biochemical Oxygen Demand ₅	mg/L		65	45	once/month	grab
Total Suspended Solids	mg/L		110	70	once/month	grab
<i>E. coli</i> (Note 1)	#/100 ml		1030	206	once/month	grab
pH – Units	SU	**		**	once/month	grab
Ammonia as N (April 1 – Sept 30) (Oct 1 – March 31)	mg/L	5.3 10.1		1.3 2.7	once/month	grab
Oil & Grease	mg/L	15		10	once/month	grab
MONITORING REPORTS SHALL BE SUBMITTED MONTHLY; THE FIRST REPORT IS DUE <u>DECEMBER 28, 2017</u> . THERE SHALL BE NO DISCHARGE OF FLOATING SOLIDS OR VISIBLE FOAM IN OTHER THAN TRACE AMOUNTS.						
Whole Effluent Toxicity (WET) test	% Survival	See Special Condition #19		once/permit cycle	grab	
MONITORING REPORTS SHALL BE SUBMITTED <u>ONCE PER PERMIT CYCLE</u> ; THE FIRST REPORT IS DUE <u>BY NOVEMBER 28, 2018</u> .						

* Monitoring requirement only.

** pH is measured in pH units and is not to be averaged. The pH is to be maintained at or above 6.5 pH units.

Note 1 - Effluent limitations and monitoring requirements for *E. coli* are applicable only during the recreational season from April 1 through October 31. The Monthly Average Limit for *E. coli* is expressed as a geometric mean. The Weekly Average for *E. coli* will be expressed as a geometric mean if more than one (1) sample is collected during a calendar week (Sunday through Saturday).

TABLE B. INFLUENT MONITORING REQUIREMENTS		PAGE NUMBER 4 of 7	
		PERMIT NUMBER MO-0022918	
The facility is required to meet a removal efficiency of 65% or more as a monthly average. The monitoring requirements shall become effective upon issuance and remain in effect until expiration of the permit. To determine removal efficiencies, the influent wastewater shall be monitored by the permittee as specified below:			
SAMPLING LOCATION AND PARAMETER(S)	UNITS	MONITORING REQUIREMENTS	
		MEASUREMENT FREQUENCY	SAMPLE TYPE
Biochemical Oxygen Demand ₅	mg/L	once/quarter***	grab
Total Suspended Solids	mg/L	once/quarter***	grab
MONITORING REPORTS SHALL BE SUBMITTED <u>QUARTERLY</u> ; THE FIRST REPORT IS DUE <u>JANUARY 28, 2014</u> .			

*** See table below for quarterly sampling.

Minimum Sampling Requirements			
Quarter	Months	Influent Parameters	Report is Due
First	January, February, March	Sample at least once during any month of the quarter	April 28 th
Second	April, May, June	Sample at least once during any month of the quarter	July 28th
Third	July, August, September	Sample at least once during any month of the quarter	October 28th
Fourth	October, November, December	Sample at least once during any month of the quarter	January 28th

C. STANDARD CONDITIONS

In addition to specified conditions stated herein, this permit is subject to the attached Parts I, II, & III standard conditions dated October 1, 1980 and August 15, 1994, and hereby incorporated as though fully set forth herein.

D. SPECIAL CONDITIONS

1. The full implementation of this operating permit, which includes implementation of any applicable schedules of compliance, shall constitute compliance with all applicable federal and state statutes and regulations in accordance with §644.051.16, RSMo, and the CWA section 402(k); however, this permit may be reopened and modified, or alternatively revoked and reissued:
 - (a) To comply with any applicable effluent standard or limitation issued or approved under Sections 301(b)(2)(C) and (D), 304(b)(2), and 307(a) (2) of the Clean Water Act, if the effluent standard or limitation so issued or approved:
 - (1) contains different conditions or is otherwise more stringent than any effluent limitation in the permit; or
 - (2) controls any pollutant not limited in the permit.
 - (b) To incorporate an approved pretreatment program pursuant to 40 CFR 403.8(a).
2. All outfalls must be clearly marked in the field.
3. Permittee will cease discharge by connection to a facility with an area-wide management plan per 10 CSR 20-6.010(3)(B) within 90 days of notice of its availability.
4. Changes in Discharges of Toxic Substances

The permittee shall notify the Director as soon as it knows or has reason to believe:

- (a) That any activity has occurred or will occur which would result in the discharge of any toxic pollutant which is not limited in the permit, if that discharge will exceed the highest of the following "notification levels":
 - (1) One hundred micrograms per liter (100 µg/L);
 - (2) Two hundred micrograms per liter (200 µg/L) for acrolein and acrylonitrile; five hundred micrograms per liter (500 µg/L) for 2,5 dinitrophenol and for 2-methyl-4, 6-dinitrophenol; and one milligram per liter (1 mg/L) for antimony;
 - (3) Five (5) times the maximum concentration value reported for the pollutant in the permit application;
 - (4) The level established by the Director in accordance with 40 CFR 122.44(f).
- (b) That they have begun or expect to begin to use or manufacture as an intermediate or final product or byproduct any toxic pollutant, which was not reported in the permit application.

D. SPECIAL CONDITIONS (continued)

5. Report as no-discharge when a discharge does not occur during the report period.
6. It is a violation of the Missouri Clean Water Law to fail to pay fees associated with this permit (644.055 RSMo).
7. The permittee shall comply with any applicable requirements listed in 10 CSR 20-9, unless the facility has received written notification that the Department has approved a modification to the requirements. The monitoring frequencies contained in this permit shall not be construed by the permittee as a modification of the monitoring frequencies listed in 10 CSR 20-9. If a modification of the monitoring frequencies listed in 10 CSR 20-9 is needed, the permittee shall submit a written request to the department for review and, if deemed necessary, approval.
8. The permittee shall submit a report annually in January to the Kansas City Regional Office with the Discharge and Monitoring reports which address measures taken to locate and eliminate sources of infiltration and inflow into the collection system serving the facility for the previous year.
9. Bypasses are not authorized at this facility unless they meet the criteria in 40 CFR 122.41(m). If a bypass occurs, the permittee shall report in accordance to 40 CFR 122.41(m)(3), and with Standard Condition Part I, Section B, subsection 2.b. Bypasses are to be reported to the Kansas City Regional Office during normal business hours or by using the online Sanitary Sewer Overflow/Facility Bypass Application located at: <http://dnr.mo.gov/modnrcag/> or the Environmental Emergency Response hotline at 573-634-2436 outside of normal business hours. Once an electronic reporting system compliant with 40 CFR Part 127, the National Pollutant Discharge Elimination System (NPDES) Electronic Reporting Rule, is available all bypasses must be reported electronically via the new system. Blending, which is the practice of combining a partially-treated wastewater process stream with a fully-treated wastewater process stream prior to discharge, is not considered a form of bypass. If the permittee wishes to utilize blending, the permittee shall file an application to modify this permit to facilitate the inclusion of appropriate monitoring conditions.
10. The facility must be sufficiently secured to restrict entry by children, livestock and unauthorized persons as well as to protect the facility from vandalism.
11. A least one gate must be provided to access the wastewater treatment facility and provide for maintenance and mowing. The gate shall remain locked except when opened by the permittee to perform operational monitoring, sampling, maintenance, mowing, or for inspections by the Department.
12. At least one (1) warning sign shall be placed on each side of the facility enclosure in such positions as to be clearly visible from all directions of approach. There shall also be one (1) sign placed for every five hundred feet (500') (150 m) of the perimeter fence. A sign shall also be placed on each gate. Minimum wording shall be SEWAGE TREATMENT FACILITY—KEEP OUT. Signs shall be made of durable materials with characters at least two inches (2") high and shall be securely fastened to the fence, equipment or other suitable locations.
13. An Operation and Maintenance (O & M) manual shall be maintained by the permittee and made available to the operator. The O & M manual shall include key operating procedures and a brief summary of the operation of the facility.
14. An all-weather access road shall be provided to the treatment facility.
15. The discharge from the wastewater treatment facility shall be conveyed to the receiving stream via a closed pipe or a paved or rip-rapped open channel. Sheet or meandering drainage is not acceptable. The outfall sewer shall be protected against the effects of floodwater, ice or other hazards as to reasonably insure its structural stability and freedom from stoppage. The outfall shall be maintained so that a sample of the effluent can be obtained at a point after the final treatment process and before the discharge mixes with the receiving waters.
16. A minimum of two (2) feet freeboard must be maintained in the lagoon cell..
17. The berms of the lagoon(s)/storage basin(s) shall be mowed and kept free of any deep-rooted vegetation, animal dens, or other potential sources of damage to the berms.
18. The facility shall ensure that adequate provisions are provided to prevent surface water intrusion into the lagoon/storage basin and to divert stormwater runoff around the lagoon and protect embankments from erosion.

D. SPECIAL CONDITIONS (continued)

19. Whole Effluent Toxicity (WET) Test shall be conducted as follows:

SUMMARY OF ACUTE WET TESTING FOR THIS PERMIT				
OUTFALL	AEC	FREQUENCY	SAMPLE TYPE	MONTH
001	100%	Once/permit cycle	24 hr. composite*	Any

* A 24-hour composite sample is composed of 48 aliquots (subsamples) collected at 30 minute intervals by an automatic sampler.

Dilution Series							
AEC%= 100%	100% effluent	50% effluent	25% effluent	12.5% effluent	6.25% effluent	(Control) 100% upstream, if available	(Control) 100% Lab Water, also called synthetic water

(a) Test Schedule and Follow-Up Requirements

- (1) Perform a MULTIPLE-dilution acute WET test in the months and at the frequency specified above. For tests which are successfully passed, submit test results using the Department's WET test report form #MO-780-1899 along with complete copies of the test reports as received from the laboratory, including copies of chain-of-custody forms within 30 calendar days of availability to the WATER PROTECTION PROGRAM, P.O. Box 176, Jefferson City, MO 65102. If the effluent passes the test, do not repeat the test until the next test period.
 - (i) Chemical and physical analysis of the upstream control and effluent sample shall occur immediately upon being received by the laboratory, prior to any manipulation of the effluent sample beyond preservation methods consistent with federal guidelines for WET testing that are required to stabilize the sample during shipping.
 - (ii) Any and all chemical or physical analysis of the effluent sample performed in conjunction with the WET test shall be performed at the 100% Effluent concentration in addition to analysis performed upon any other effluent concentration.
 - (iii) All chemical analyses included in the Missouri Department of Natural Resources WET test report form #MO-780-1899 shall be performed and results shall be recorded in the appropriate field of the report form.
- (2) The WET test will be considered a failure if mortality observed in effluent concentrations for either specie, equal to or less than the AEC, is significantly different (at the 95% confidence level; $p = 0.05$) than that observed in the upstream receiving-water control sample. Where upstream receiving water is not available, synthetic laboratory control water may be used.
- (3) All failing test results along with complete copies of the test reports as received from the laboratory, INCLUDING THOSE TESTS CONDUCTED UNDER CONDITION (3) BELOW, shall be reported to the WATER PROTECTION PROGRAM, P.O. Box 176, Jefferson City, MO 65102 within 14 calendar days of the availability of the results.
- (4) If the effluent fails the test for BOTH test species, a multiple dilution test shall be performed for BOTH test species within 30 calendar days and biweekly thereafter (for storm water, tests shall be performed on the next and subsequent storm water discharges as they occur, but not less than 7 days apart) until one of the following conditions are met: Note: Written request regarding single species multiple dilution accelerated testing will be address by THE WATER PROTECTION PROGRAM on a case by case basis.
 - (i) THREE CONSECUTIVE MULTIPLE-DILUTION TESTS PASS. No further tests need to be performed until next regularly scheduled test period.
 - (ii) A TOTAL OF THREE MULTIPLE-DILUTION TESTS FAIL.
- (5) Follow-up tests do not negate an initial failed test.
- (6) The permittee shall submit a summary of all test results for the test series along with complete copies of the test reports as received from the laboratory to the WATER PROTECTION PROGRAM, P.O. Box 176, Jefferson City, MO 65102 within 14 calendar days of the third failed test.
- (7) Additionally, the following shall apply upon failure of the third follow up MULTIPLE DILUTION test The permittee should contact THE WATER PROTECTION PROGRAM within 14 calendar days from availability of the test results to ascertain as to whether a TIE or TRE is appropriate. If the permittee does not contact THE WATER PROTECTION PROGRAM upon the third follow up test failure, a toxicity identification evaluation (TIE) or toxicity reduction evaluation (TRE) is automatically triggered. The permittee shall submit a plan for conducting a TIE or TRE to the WATER PROTECTION PROGRAM within 60 calendar days of the date of the automatic trigger or DNR's direction to perform either a TIE or TRE. This plan must be approved by DNR before the TIE or TRE is begun. A schedule for completing the TIE or TRE shall be established in the plan approval.

D. SPECIAL CONDITIONS (continued)

- (8) Upon DNR's approval, the TIE/TRE schedule may be modified if toxicity is intermittent during the TIE/TRE investigations. A revised WET test schedule may be established by DNR for this period.
 - (9) If a previously completed TIE has clearly identified the cause of toxicity, additional TIEs will not be required as long as effluent characteristics remain essentially unchanged and the permittee is proceeding according to a DNR approved schedule to complete a TRE and reduce toxicity. Regularly scheduled WET testing as required in the permit, without the follow-up requirements, will be required during this period.
 - (10) When WET test sampling is required to run over one DMR period, each DMR report shall contain a copy of the Department's WET test report form that was generated during the reporting period.
 - (11) Submit a concise summary in tabular format of all WET test results with the annual report.
- (b) Test Conditions
- (1) Test Type: Acute Static non-renewal
 - (2) All tests, including repeat tests for previous failures, shall include both test species listed below unless approved by the department on a case by case basis.
 - (3) Test species: *Ceriodaphnia dubia* and *Pimephales promelas* (fathead minnow). Organisms used in WET testing shall come from cultures reared for the purpose of conducting toxicity tests and cultured in a manner consistent with the most current USEPA guidelines. All test animals shall be cultured as described in the most current edition of Methods for Measuring the Acute Toxicity of Effluents and Receiving Waters to Freshwater and Marine Organisms.
 - (4) Test period: 48 hours at the "Allowable Effluent Concentration" (AEC) specified above.
 - (5) Upstream receiving stream water shall be used as dilution water. If upstream water is unavailable or if mortality in the upstream water exceeds 10%, "reconstituted" water will be used as dilution water. Procedures for generating reconstituted water will be supplied by the MDNR upon request.
 - (6) Tests will be run with 100% receiving-stream water (if available), collected upstream of the outfall at a point beyond any influence of the effluent, and reconstituted water.
 - (7) If reconstituted-water control mortality for a test species exceeds 10%, the entire test will be rerun.
 - (8) If upstream control mortality exceeds 10%, the entire test will be rerun using reconstituted water as the dilutant.
 - (9) Whole-effluent-toxicity test shall be consistent with the most current edition of Methods for Measuring the Acute Toxicity of Effluents and Receiving Waters to Freshwater and Marine Organisms

E. SCHEDULE OF COMPLIANCE

The facility shall attain compliance with final effluent limitations for **Ammonia** as soon as reasonably achievable or no later than **November 1, 2021**.

1. The permittee shall submit interim progress reports detailing progress made in attaining compliance with the final effluent limits every 12 months from effective date.
2. By November 1, 2021 the permittee shall attain compliance with the final effluent limits, for **Ammonia**.

Please submit progress reports to the Missouri Department of Natural Resources, Kansas City Regional Office, 500 NE Colbern Rd., Lee's Summit, MO 64086-4710.

MISSOURI DEPARTMENT OF NATURAL RESOURCES
STATEMENT OF BASIS
MO-0022918
ORRICK WWTF

This Statement of Basis (Statement) gives pertinent information regarding modification(s) to the above listed operating permit. A Statement is not an enforceable part of a Missouri State Operating Permit.

Part I – Facility Information

Facility Type and SIC Code: POTW #4952

Facility Description: Aeration basin / two cell aerated lagoon / sludge is retained in lagoon

Part II – Modification Rationale

This operating permit is hereby modified to reflect an adjustment of the Schedule of Compliance. The previous permit issued on November 1, 2013 contained a four (4) year schedule of compliance to meet final effluent limits for ammonia. This permit modification continues the schedule, but it has been extended to eight (8) years per the Cost Analysis for Compliance which can be found in the Appendix of this Statement of Basis. The permittee may apply for State Revolving Fund (SRF) financial support in order to help fund a Capital Improvements Plan. Other loans and grants also exist for which the facility may be eligible. Contact information for the Department's Financial Assistance Center (FAC) and more information can be found on the Department's website at <http://dnr.mo.gov/env/wpp/srf/wastewater-assistance.htm>.

The following changes were also made to the permit; changed the Flow sample type to 24 hour estimate, updated the bypass special condition (Special Condition #9), changed the Design and Actual flow units to gallons per day in the facility description, updated the facility address (physical address), updated the Owner address, removed the Actual sludge production, and removed Special Condition #1 from old permit regarding the 2013 EPA Water Quality Standard change for Ammonia, and updated the language in Special Condition #1 in this modified permit.

No other changes were made at this time.

Part III – Rationale and Derivation of Effluent Limitations & Permit Conditions

SCHEDULE OF COMPLIANCE (SOC):

Per 644.051.4 RSMo, a permit may be issued with a Schedule of Compliance (SOC) to provide time for a facility to come into compliance with new state or federal effluent regulations, water quality standards, or other requirements. Such a schedule is not allowed if the facility is already in compliance with the new requirement, or if prohibited by other statute or regulation. A SOC includes an enforceable sequence of interim requirements (actions, operations, or milestone events) leading to compliance with the Missouri Clean Water Law, its implementing regulations, and/or the terms and conditions of an operating permit. *See also* Section 502(17) of the Clean Water Act, and 40 CFR §122.2. For new effluent limitations, the permit includes interim monitoring for the specific parameter to demonstrate the facility is not already in compliance with the new requirement. Per 40 CFR § 122.47(a)(1) and 10 CSR 20-7.031(11), compliance must occur as soon as possible. If the permit provides a schedule for meeting new water quality based effluent limits, a SOC must include an enforceable, final effluent limitation in the permit even if the SOC extends beyond the life of the permit.

A SOC is not allowed:

- For effluent limitations based on technology-based standards established in accordance with federal requirements, if the deadline for compliance established in federal regulations has passed. 40 CFR § 125.3.
- For a newly constructed facility in most cases. Newly constructed facilities must meet applicable effluent limitations when discharge begins, because the facility has installed the appropriate control technology as specified in a permit or antidegradation review. A SOC is allowed for a new water quality based effluent limit that was not included in a previously public noticed permit or antidegradation review, which may occur if a regulation changes during construction.
- To develop a TMDL, UAA, or other study associated with development of a site specific criterion. A facility is not prohibited from conducting these activities, but a SOC may not be granted for conducting these activities.

In order to provide guidance to Permit Writers in developing SOCs, and attain a greater level of consistency, on April 9, 2015 the Department issued an updated policy on development of SOCs. This policy provides guidance to Permit Writers on the standard time frames for schedules for common activities, and guidance on factors that may modify the length of the schedule such as a Cost Analysis for Compliance.

☒ - The time given for effluent limitations of this permit listed under Interim Effluent Limitation and Final Effluent Limitations were established in accordance with [10 CSR 20-7.031(11)]. The previous permit issued on November 1, 2013 contained a four (4) year schedule of compliance to meet final effluent limits for ammonia by November 1, 2017. This permit modification continues the schedule, but it has been extended to eight (8) years per the Cost Analysis for Compliance which can be found in the Appendix of this Statement of Basis. The eight year schedule of compliance allowed for this facility should provide adequate time to evaluate operations, obtain an engineering report, hold a bond election, obtain a construction permit and implement upgrades required to meet effluent limits.

Part IV – Cost Analysis for Compliance

Pursuant to Section 644.145, RSMo, when issuing permits under this chapter that incorporate a new requirement for discharges from publicly owned combined or separate sanitary or storm sewer systems or publicly owned treatment works, or when enforcing provisions of this chapter or the Federal Water Pollution Control Act, 33 U.S.C. 1251 et seq., pertaining to any portion of a publicly owned combined or separate sanitary or storm sewer system or [publicly owned] treatment works, the Department of Natural Resources shall make a “finding of affordability” on the costs to be incurred and the impact of any rate changes on ratepayers upon which to base such permits and decisions, to the extent allowable under this chapter and the Federal Water Pollution Control Act. This process is completed through a cost analysis for compliance. Permits that do not include new requirements may be deemed affordable.

☒ - The Department is required to determine “findings of affordability” because the permit applies to a combined or separate sanitary sewer system for a publically-owned treatment works. The previous permit contains an affordability finding which has been updated with more accurate and current data. Although ammonia effluent limits are not a new requirement, the analysis was conducted for upgrades to comply with these limits as the Department has committed to reassessing affordability findings where appropriate.

Cost Analysis for Compliance - The Department has made a reasonable search for empirical data indicating the permit is affordable. The search consisted of a review of Department records that might contain economic data on the community, a review of information provided by the applicant as part of the application, and public comments received in response to public notices of this draft permit. If the empirical cost data was used by the permit writer, this data may consist of median household income, any other ongoing projects that the Department has knowledge, and other demographic financial information that the community provided as contemplated by Section 644. 145.3. See **Appendix – Cost Analysis for Compliance**

Part V – Administrative Requirements

On the basis of preliminary staff review and the application of applicable standards and regulations, the Department, as administrative agent for the Missouri Clean Water Commission, proposes to issue a permit(s) subject to certain effluent limitations, schedules, and special conditions contained herein and within the operating permit. The proposed determinations are tentative pending public comment.

PUBLIC NOTICE:

The Department shall give public notice that a draft permit has been prepared and its issuance is pending. Additionally, public notice will be issued if a public hearing is to be held because of a significant degree of interest in and water quality concerns related to a draft permit. No public notice is required when a request for a permit modification or termination is denied; however, the requester and permittee must be notified of the denial in writing. The Department must issue public notice of a pending operating permit or of a new or reissued statewide general permit. The public comment period is the length of time not less than 30 days following the date of the public notice which interested persons may submit written comments about the proposed permit. For persons wanting to submit comments regarding this proposed operating permit, then please refer to the Public Notice page located at the front of this draft operating permit. The Public Notice page gives direction on how and where to submit appropriate comments.

- The Public Notice period for this operating permit is tentatively scheduled to begin in June 2017 or is in process.

DATE OF FACT SHEET: JULY 25, 2017

COMPLETED BY:

BRANT FARRIS, ENVIRONMENTAL SPECIALIST III
MISSOURI DEPARTMENT OF NATURAL RESOURCES
WATER PROTECTION PROGRAM
OPERATING PERMITS SECTION - DOMESTIC WASTEWATER UNIT
(660) 385-8019
brant.farris@dnr.mo.gov

DRAFT

APPENDIX – COST ANALYSIS FOR COMPLIANCE:

**Missouri Department of Natural Resources
Water Protection Program
Cost Analysis for Compliance
(In accordance with RSMo 644.145)**

**Orrick WWTF, Permit Modification
City of Orrick
Missouri State Operating Permit #MO-0022918**

Section 644.145 RSMo requires the Department of Natural Resources (“Department” or “DNR”) to make a “finding of affordability” when “issuing permits under” or “enforcing provisions of” state or federal clean water laws “pertaining to any portion of a combined or separate sanitary sewer system for publicly-owned treatment works.” This cost analysis does not dictate that a permittee will upgrade their facility, or how the permittee will comply with the new permit requirements.

This cost analysis is based on data available to the Department as provided by the permittee and data obtained from readily available sources. For the most accurate analysis, it is essential that the permittee provides the Department with current information about the City’s financial and socioeconomic situation. The financial questionnaire available to permittees on the DNR website (<http://dnr.mo.gov/forms/780-2511-f.pdf>) should have been submitted with the permit renewal application. If it was not submitted with the renewal application, the Department sent a request to complete the form with the welcome letter. The Department currently estimates the cost for reconstruction of a treatment plant using a software program from Hydromantis¹ titled CAPDETWORKS (CapDet). CapDet is a preliminary design and costing software program for wastewater treatment plants utilizing national indices, such as the Marshall and Swift Index and Engineering News Records Cost Index to price the development of capital, operating, maintenance, material, and energy costs for each treatment technology. The program works from national indices therefore; the estimated costs are expected to be higher than actual costs as each community is unique in its budget commitments and treatment design. The cost estimates located within this document are for the construction of a brand new treatment facility or system that is the most practical to facilitate compliance with new requirements.

The Department is required to issue a permit with final effluent limits in accordance with 644.051.1.(1) RSMo, 644.051.1.(2) RSMo, and the Clean Water Act. The table below summarizes the results of this cost analysis. The practical result of this analysis is to incorporate an adequate compliance schedule into the permit that will mitigate the financial burden of the new permit requirements.

Cost Analysis for Compliance Summary Table

Estimated present worth to upgrade to an land application system	Median Household Income (MHI) for the City of Orrick	Estimated monthly cost per user as a percent of MHI	Financial Burden	Schedule of Compliance to meet Ammonia
\$2,948,163 – \$3,193,855	\$55,215	0.9% - 1.0%	Low - Medium	8 years

Flow evaluated: 118,400 gpd

Residential Connections:	365
Commercial Connections:	<u>15</u>
Industrial Connections:	<u>0</u>
Total Connections for this facility:	<u>380</u>

Permit Requirements:

The permit requires compliance with new effluent limitations for ammonia, which may require the design, construction and operation of different treatment technology. The cost assumptions in this cost analysis anticipate complete replacement of the existing treatment facility. To calculate the estimated user cost per 5,000 gallons, the Department used the equations currently being used in the Financial Assistance Center's rate calculator. The equations account for replacement of equipment during the life of the treatment facility, debt retirement, capital costs, and an inflation factor. The calculator evaluates multiple technologies through CapDet at a range of flows, then, using a linear interpolation, develops a spreadsheet outlining high and low costs for treatment plants. For this analysis the Department has selected the mechanical treatment technology that could be the most practical solution to meet the new requirements for the community as well as cost estimation to install a land application system. Because the methods used to derive the analysis estimate costs that are greater than actual costs associated with an upgrade, it reflects a conservative estimate anticipated for a community. An overestimation of costs is due to the fact that it is not possible for the permit writer to determine what existing equipment and structures will be reused in the upgraded facility before an engineer completes a facility design.

The size of the facility evaluated for upgrades was chosen based on the permitted design flow. If significant population growth is expected in the community, or if a significant portion of the flow is due to I&I, the flows used in the Facility Plan prepared by a consulting engineer may be different than this flow and the estimated costs within this analysis.

Anticipated Costs Associated with Complying with the New Requirements:

Costs associated with land application:

The total present worth estimated to purchase land and install a land application system is between \$2,948,163 and \$3,193,855 (*CAPDEWORKS cost estimator was used*). The user costs over a thirty year period are estimated to be between \$42.06 and \$45.06 per household per month. The low cost estimate for land application assumes that the community will not have to construct or purchase additional land for a new storage basin. The high cost estimate assumes the purchase of additional land and the construction of a new storage basin. The estimation includes the purchase of a minimum of 80.8 acres and a maximum of 88 acres. Four regions divided by highways have been established to estimate the minimum storage time required and the amount of land necessary for land application within the State. The cost of land has been estimated based on county averages. The regions are north of Highway 36, between Highways 36 and 50, between Highways 50 and 60, and south of Highway 60. For communities that are divided by highways, the region selected is where the majority of the county resides. The acreage estimated through CapDet does not reflect site-specific conditions and more or less land may be required based on site-specific considerations, such as streams, sinkholes, severe slopes, or roads. A no discharge facility, of which land application is the most common form, is required to be demonstrated as infeasible before a discharging system may be constructed per [10 CSR 20-6.010(4)(D).] When land is available, it is the Department's stance that land application is an important treatment option to be considered because of the expected lower cost associated with construction and operation and maintenance over a longer term. Also, the no discharge system is of value to the permittee when considering additional costs associated with possible future changes to Water Quality Standards.

Cost associated with mechanical treatment:

The costs estimated in CAPDEWORKS are associated with a complete reconstruction of a new treatment plant. The total present worth for complete replacement of the existing treatment facility in order to meet new ammonia effluent limits is estimated at \$6,312,733 (*CAPDEWORKS cost estimator was used*). Although the facility currently has E. coli limits in the permit, the facility has never constructed a disinfection system; therefore this total present worth also includes the cost for disinfection with UV. This cost, if financed through user fees, might cost each household approximately \$111.09 per month. The Department has estimated the construction and treatment costs for a (INSERT TREATMENT TYPE HERE). The treatment type has been set to meet effluent ammonia limits of 0.6 mg/L and losing stream criteria for BOD₅ and TSS. Sludge handling and sludge treatment are included in the capital, operations, maintenance, and present worth cost estimations.

For any questions associated with the *CAPDEWORKS cost estimator*, please contact the Engineering Section at (573) 751-6621.

(1) A community's financial capability and ability to raise or secure necessary funding;

Current Monthly User Rates per 5,000 gallons:	\$15.50
Municipal Bond Rating (if applicable):	not provided by permittee
Bonding Capacity: (General Obligation Bond capacity allowed by constitution: cities=up to 20% of taxable tangible property sewer districts or villages=up to 5% of taxable tangible property)	not provided by permittee
Median household income (MHI): ²	\$55,215
Current outstanding debt for the WWTP:	not provided by permittee
Amount within the current user rate used toward payments on outstanding debt related to the current wastewater infrastructure:	not provided by permittee

(2) Affordability of pollution control options for the individuals or households at or below the median household income level of the community;

A Current Costs

Current annual operating costs (exclude depreciation): not provided by permittee

B-1 Estimated Costs for Mechanical Plant Pollution Control Option

Estimated total present worth of pollution control:* \$6,312,733

Estimated capital cost of pollution control:** \$2,458,640

Annual cost of operation and maintenance:*** \$309,262

Estimated resulting user cost per household per month:**** \$111.09

Estimated resulting user cost per household per month plus the amount
within the current user rate used toward payments on outstanding debt: debt not provided by permittee

Cost per household as a
percent of median household income:³ 2.4%

Estimated cost per household per month plus the amount within the
current user rate used toward payments on outstanding debt as a percent
of median household income:⁴ debt not provided by permittee

These costs assume a 5% interest rate over 20 years for mechanical treatment. All treatment technologies were set to meet effluent ammonia limits of less than 0.6 mg/L and losing stream criteria for BOD₅ and TSS. Sludge handling, and sludge treatment are been included in the capital, operations and maintenance, and present worth cost estimations.

B-2 Estimated Costs for Land Application Pollution Control Options

Estimated total present worth of pollution control:*	<u>\$2,948,163 - \$3,193,855</u>
Estimated capital cost of pollution control:**	<u>\$1,894,553 - \$1,825,053</u>
Land required:	<u>80.8 acres to 88 acres</u>
Annual cost of operation and maintenance:***	<u>\$68,539 - \$89,042.55</u>
Estimated resulting user cost per household per month:****	<u>\$42.06 - \$45.56</u>
Estimated resulting user cost per household per month plus the amount within the current user rate used toward payments on outstanding debt:	<u>debt not provided by permittee</u>
Cost per household as a percent of median household income: ⁵	<u>0.9% - 1.0%</u>
Estimated cost per household per month plus the amount within the current user rate used toward payments on outstanding debt as a percent of median household income: ⁶	<u>debt not provided by permittee</u>

All estimated costs for land application assume a 5% interest rate over 30 years. The estimated capital cost assumes the City must purchase the land. If the City already owns the land, the resulting costs will be less than what is described in Table B-2.

- * Total Present Worth includes a five percent interest rate to construct and perform annual operation and maintenance of the new treatment plant over the term of the loan.
- ** Capital Cost includes project costs from CapDet with design, inspection and contingency costs.
- *** O&M cost shown in Tables B-1 and B-2 includes operations, maintenance, materials, chemical and electrical costs for the facility on an annual basis. It includes items that are expected to replace during operations, such as pumps. O&M is estimated between 15% and 45% of the user cost.
- **** The Estimated User Cost shown in Tables B-1 and B-2 is composed of two factors, Operation & Maintenance (O&M), and Debt Retirement Costs.

(3) An evaluation of the overall costs and environmental benefits of the control technologies;

The investment in wastewater treatment will provide several social, environmental and economic benefits. Improved wastewater provides benefits such as avoided health costs due to water-related illness, enhanced environmental ecosystem quality, and improved natural resources. The preservation of natural resources has been proven to increase the economic value and sustainability of the surrounding communities. Maintaining Missouri’s water quality standards fulfill the goals of restoring and maintaining the chemical, physical and biological integrity of the receiving stream; and, where attainable, to achieve a level of water quality that provides for the protection and propagation of fish, shellfish, wildlife and recreation in and on the water.

Total Ammonia Nitrogen Treatment

Ammonia can be toxic to aquatic life. Fish may suffer a loss of equilibrium, hyper excitability, increased respiratory activity and oxygen uptake, and increased heart rate. At extreme ammonia levels, fish may experience convulsions, coma, and death. Therefore, final water quality based effluent limits for total ammonia nitrogen are requirement of this Missouri State Operating Permits. A schedule of compliance is given with the final limits so that the permittee has time to secure funding and update their treatment plant, if necessary. Please see the Water Protection Program fact sheet titled “Changes to the Water Quality Standard for Ammonia” at <http://dnr.mo.gov/pubs/pub2481.htm>.

Native fish and other native aquatic life are extremely important to Missouri’s ecosystem. They contribute essential nutrients to the streams, rivers, lakes, pond other waters in which they inhabit. Freshwater ecosystems are important for human survival, in that it provides a majority of people’s drinking water. Also, a pristine freshwater ecosystem with an abundance of aquatic life can increase the community’s overall income of revenue. Revenue to businesses and sales tax revenue is increased as the natural amenity will attract fisherman and tourism to the area. Fish and other aquatic life also provide a source of low cost sustenance for the people within the surrounding communities.

The construction and installation of land application is another option that has been evaluated within this document. The Missouri State Operating Permit for a land application system does not contain discharge effluent limits as there is no potential to cause an excursion of water quality standards. Therefore, a land application system is of value to the permittee when considering costs associated with operation and maintenance, and future regulatory changes.

(4) Inclusion of ongoing costs of operating and maintaining the existing wastewater collection and treatment system, including payments on outstanding debts for wastewater collection and treatment systems when calculating projected rates:

The community did not provide the Department with information, nor could it be found through readily available data.

(5) An inclusion of ways to reduce economic impacts on distressed populations in the community, including but not limited to low and fixed income populations. This requirement includes but is not limited to:

(a) Allowing adequate time in implementation schedules to mitigate potential adverse impacts on distressed populations resulting from the costs of the improvements and taking into consideration local community economic considerations.

A schedule of compliance will be provided based on the results of this cost analysis. The schedule of compliance is provided to ensure that the entity has time to reasonably plan for compliance with the new permit requirements. The time provided ensures the entity has time to hire an engineer, develop facility plans, hold community meetings, seek an appropriate funding source, and construct the facility. This analysis has determined the community may endure a medium financial burden. Therefore, a longer schedule of compliance has been provided to allow for the permit holder to adequately plan toward compliance. For compliance assistance, please visit the Department's Community Assistance webpage at <https://dnr.mo.gov/assistance/>. If it is determined by the permittee that a longer schedule of compliance is necessary due to financial reasons, please contact the permit writer and request modification of the permit schedule.

An integrated plan may be an appropriate option if they community needs to meet other environmental obligations as well as the new requirements within this permit. The integrated plan needs to be well thought out with specific timeframes built into the management plan in which the municipality can reasonably commit. The plan should be designed to allow your municipality to meet their Clean Water Act obligations by maximizing their infrastructure improvement dollars through the appropriate sequencing of work. For further information on how to develop an integrated plan, please see the Department publication, "Missouri Integrated Planning Framework," at <http://dnr.mo.gov/pubs/pub2684.htm>.

If the permittee can demonstrate that the proposed pollution controls result in substantial and widespread economic and social impact, the permittee may use Factor 6 of the Use Attainability Analysis (UAA) 40 CFR 131.10(g)(6) in the form of a variance. This process is completed by determining the treatment type with the highest attainable effluent quality that would not result in a socio-economic hardship. For more information on variance requests, please contact the Water Protection Program's Special Projects Coordinator at 573-751-9391.

(b) Allowing for reasonable accommodations for regulated entities when inflexible standards and fines would impose a disproportionate financial hardship in light of the environmental benefits to be gained.

- If available, connection to a larger centralized sewer system in the area may be more cost effective for the community. This can be incorporated into an integrated plan.
- An opportunity may exist for the relocation of the point of discharge to a receiving stream capable of a greater mixing zone.
- The permittee may apply for State Revolving Fund (SRF) financial support in order to help fund a Capital Improvements Plan. Other loans and grants also exist for which the facility may be eligible. Contact information for the Department's Financial Assistance Center (FAC) and more information can be found on the Department's website at <http://dnr.mo.gov/env/wpp/srf/wastewater-assistance.htm>.

Socioeconomic Data: ⁷⁻¹⁵ The following table characterizes the current overall socioeconomic condition of the community as compared to the overall socioeconomic condition of the State of Missouri. The following information was compiled using the latest U.S. Census data.

Indicator No.	Select a Community from the Dropdown List →	Orrick City	Missouri State
1	Population (2015)	785	6,045,448
2	Percent Change in Population (2000-2015)	-11.7%	8.0%
3	2015 Median Household Income (in 2016 Dollar)	\$55,215	\$48,582
4	Percent Change in Median Household Income (2000-2015)	5.9%	-7.8%
5	Median Age (2015)	35.0	38.2
6	Change in Median Age in Years (2000-2015)	2.4	2.1
7	Unemployment Rate (2015)	8.2%	7.5%
8	Percent of Population Below Poverty Level (2015)	6.9%	15.6%
9	Percent of Household Received Food Stamps (2015)	7.2%	13.5%
10	(Primary) County Where the Community Is Located	Ray County	

(6) An assessment of other community investments and operating costs relating to environmental improvements and public health protection;

The community did not report any other investments relating to environmental improvements.

DRAFT

(7) An assessment of factors set forth in the United States Environmental Protection Agency's guidance, including but not limited to the "Combined Sewer Overflow Guidance for Financial Capability Assessment and Schedule Development" that may ease the cost burdens of implementing wet weather control plans, including but not limited to small system considerations, the attainability of water quality standards, and the development of wet weather standards;

Secondary indicators for consideration: The following table below characterizes the community's overall financial capability to raise the necessary funds to meet the new permit requirements.

Indicators	Strong (3 points)	Mid-Range (2 points)	Weak (1 point)	Score
Bond Rating Indicator	Above BBB or Baa	BBB or Baa	Below BBB or Baa	NA
Overall Net Debt as a % of Full Market Property Value	Below 2%	2% - 5%	Above 5%	NA
Unemployment Rate (2015)	Beyond 1% below Missouri average of 7.5%	± 1% of Missouri average of 7.5%	Beyond 1% above Missouri average of 7.5%	2
2015 Median Household Income (in 2016 Dollar)	Beyond 25% above Missouri MHI (\$48,582)	± 25% of Missouri MHI (\$48,582)	Beyond 25% below Missouri MHI (\$48,582)	2
Percent of Population Below Poverty Level (2015)	Beyond 10% below Missouri average of 15.6%	± 10% of Missouri average of 15.6%	Beyond 10% above Missouri average of 15.6%	2
Percent of Household Received Food Stamps (2015)	Beyond 5% below Missouri average of 13.5%	± 5% of Missouri average of 13.5%	Beyond 5% above Missouri average of 13.5%	3
Property Tax Revenues as a % of Full Market Property Value	Below 2%	2% - 4%	Above 4%	NA
Property Tax Collection Rate	Above 98%	94% - 98%	Below 94%	NA
Total Average Score	--	--	--	2.25

Financial Capability Matrix: The results of the Financial Capability Indicator score and the residential indicator calculated above are considered jointly in the Financial Capability Matrix to determine the financial burden that could occur as a result from compliance with the new requirements of the permit.

In the following matrix, the results are a low, medium, or high financial burden. The matrix is used to determine the burden for both of the land application options and the mechanical plant option.

- Financial Capability (FCI) Indicators Average Score: 2.25
- Mechanical Plant Residential Indicator (RI, from Criteria #2 above): 2.4%
- Land Application Residential Indicator (RI, from Criteria #2 above): 0.9% - 1.0%

Financial Capability Indicators Score from above ↓	Residential Indicator (User cost as a % of MHI)		
	Low (Below 1%)	Mid-Range (Between 1.0% and 2.0%)	High (Above 2.0%)
Weak (below 1.5)	Medium Burden	High Burden	High Burden
Mid-Range (1.5 – 2.5)	Low Burden	Medium Burden	High Burden
Strong (above 2.5)	Low Burden	Medium Burden	High Burden

- Estimated Financial Burden for Mechanical Plant: High Burden
- Estimated Financial Burden for Land Application: Low to Medium Burden

(8) An assessment of any other relevant local community economic condition.

The community did not report any other relevant local economic conditions.

The Department contracted with Wichita State University to complete an assessment tool that would allow for predictions on rural Missouri community populations and future sustainability. The purpose of the study is to use a statistical modeling analysis in order to determine factors associated with each rural Missouri community that would predict the future population changes that could occur in each community. A stepwise regression model was applied to 19 factors which were determined as predictors of rural population change in Missouri. The model established a hierarchy of the predicting factors which allowed the model to place a weighted value on each of the factors. A total of 745 rural towns and villages in Missouri received a weighted value for each of the predicting factors. The weighted values for each town / village were then added together to determine an overall decision score. The overall decision scores were then divided into five categories and each town was assigned to a different categorical group based on the overall decision score.

The categorical groups were developed from the range of overall scores across all rural towns and villages within Missouri. The range covers 1,191 score points (-245 to 946).

Based on the assessment tool, the City of Orrick has been determined as a category 1 community. This means that the City of Orrick could potentially face more challenging socioeconomic circumstances over time and may have significant declines in population in the future. The Department has determined an adequate schedule of compliance that will alleviate the potential financial burdens the City of Orrick may face due to the necessary upgrades required to meet the new permit requirements. If your community experiences a decline in population which results in the inability to secure the necessary funding for an upgrade to meet the new requirements within this permit, a modification to the schedule of compliance may be necessary. At that time, please contact the Department and send an application for a modification to the schedule of compliance with justification for the time necessary to comply with this permit.

Conclusion and Finding

As a result of new regulations, the Department proposed modifications to the operating permit that requires the permittee to upgrade the facility and construct new control technologies.

The Department considered the eight (8) criteria presented in subsection 644.145.3 when evaluating the cost associated with the relevant actions. Using this analysis, the Department finds that a land application system is the most practical and affordable option for your community. The construction and operation of a land application system will ensure that the individuals within the community will not be required to make unreasonable sacrifices in their essential lifestyle or spending patterns or undergo hardships in order to make the projected monthly payments for sewer connections. Also, a land application treatment system has the potential to generate agricultural revenues that could offset cost. This can include but is not limited to revenue from the sale of a forage or grain crop as well as rent from livestock grazing.

In accordance with 40 CFR § 122.47(a)(1) and 10 CSR 20-7.031(11), compliance must occur as soon as possible. Therefore, based on this analysis including the Rural Population Sustainability Assessment Tool the permit holder has received an eight (8) year schedule of compliance for the design and construction of a land application system with the assumption that land is attainable for the purpose of land application of effluent. The following suggested milestones are an example of a timeline that will keep the permit holder on track to maintain compliance with this permit. It should be noted that once the permit holder's engineer has completed facility design with actual costs associated with compliance of this permit, it may be necessary for the permit holder to request additional time within the schedule of compliance. The department is committed to review all requests for additional time in the schedule of compliance where adequate justification is provided.

Suggested milestones to meet within each year listed below:

- Year 1. Hire an engineer
- Year 2. Evaluation of rate structure and treatment plant
- Year 3. Hold bond election
- Year 4. Apply for State Revolving Fund loans and/or grants, and submit facility plan
- Year 5. Apply for Construction Permit and submit an application for renewal of the existing operating permit with new financial and socio-economic data, and close on loan
- Year 6. Construction
- Year 7. Construction
- Year 8. Complete construction

The schedule of compliance allows the community the first five years to evaluate the inflow and infiltration to the collection system, hire an engineer, evaluate operations and rate structure, obtain an engineering report, hold a bond election, and close on a loan. The remaining three (3) years of the schedule give the community ample time to construct the facility and complete the project. If the community wishes to seek funding from the Department, please contact the Financial Assistance Center for more information.

<http://www.dnr.mo.gov/env/Wpp/srf/index.html>

The Department is committed to reassessing the cost analysis for compliance at renewal to determine if the initial schedule of compliance will accommodate the socioeconomic data and financial capability of the community at that time. In this longer time frame, the Department will work with you to explore the wastewater treatment options that make the most sense for your community. By working more closely with your community, the Department and permittees will be able to identify opportunities to extend the schedule of compliance, if appropriate. Because each community is unique, we want to make sure that you have the opportunity to consider all your options and tailor solutions to best meet your community's needs. The Department understands the economic challenges associated with achieving compliance, and is committed to using all available tools to make an accurate and practical finding of affordability for the communities in the State.

This determination is based on readily available data and may overestimate the financial impact on the community. The community's facility plan that is submitted as a part of the construction permit process includes a discussion of community details, what the community can afford, existing obligations, future growth potential, an evaluation of options available to the community with cost information, and a discussion on no-discharge alternatives. The cost information provided through the facility plan process, which is developed by the community and their engineer, is more comprehensive of the community's individual factors in relation to selected treatment technology and costing information.

References:

1. <http://www.hydromantis.com/>
2. U.S. Census Bureau. 2011-2015 American Community Survey 5-Year Estimates, Table B19013: Median Household Income in the Past 12 Months (in 2015 Inflation-Adjusted Dollars).
http://factfinder.census.gov/faces/tableservices/jsf/pages/productview.xhtml?pid=ACS_15_5YR_B19013&prodType=table. U.S. Department of Labor Bureau of Labor Statistics (2016) Consumer Price Index - All Urban Consumers, All items, 1982-84=100, Midwest Urban Areas. http://data.bls.gov/timeseries/CUUR0300SA0?data_tool=Xgtable.
3. $(111.09/(55,215/12))100\% = 2.4\%$ (mechanical)
4. Outstanding debt was not provided by the community
5. $(42.06/(55,215/12))100\% = 0.9\%$ and $(45.56/(55,215/12))100\% = 1.0\%$ (land application)
6. Outstanding debt was not provided by the community
7. U.S. Census Bureau. 2011-2015 American Community Survey 5-Year Estimates, Table B01003: Total Population - Universe: Total Population.
http://factfinder.census.gov/faces/tableservices/jsf/pages/productview.xhtml?pid=ACS_15_5YR_B01003&prodType=table.
8. U.S. Census Bureau (2002) 2000 Census of Population and Housing, Summary Social, Economic, and Housing Characteristics, PHC-1-1 Part 1. United States Summary, Table 1. Age and Sex: 2000, Washington, DC.
<https://www.census.gov/prod/cen2000/phc-1-1-pt1.pdf>. U.S. Census Bureau (2002) 2000 Census of Population and Housing, Summary Population and Housing Characteristics, PHC-1-27, Missouri, Table 2. Age and Sex: 2000, Washington, DC.
<http://www.census.gov/prod/cen2000/phc-2-27-pt1.pdf>.
9. U.S. Census Bureau. 2011-2015 American Community Survey 5-Year Estimates, Table B19013: Median Household Income in the Past 12 Months (in 2015 Inflation-Adjusted Dollars).
http://factfinder.census.gov/faces/tableservices/jsf/pages/productview.xhtml?pid=ACS_15_5YR_B19013&prodType=table.
10. U.S. Census Bureau (2003) 2000 Census of Population and Housing, Summary Social, Economic, and Housing Characteristics, PHC-2-1 Part 1. United States Summary, Table 5. Work Status and Income in 1999: 2000, Washington, DC.
<https://www.census.gov/prod/cen2000/phc-2-1-pt1.pdf>. U.S. Census Bureau (2003) 2000 Census of Population and Housing, Summary Social, Economic, and Housing Characteristics, PHC-2-27, Missouri, Table 10. Work Status and Income in 1999: 2000, Washington, DC. <https://www.census.gov/prod/cen2000/phc-2-27-pt1.pdf>.
11. U.S. Department of Labor Bureau of Labor Statistics (2016) Consumer Price Index - All Urban Consumers, U.S. City Average, All items, 1982-84=100. http://data.bls.gov/timeseries/CUUR0000SA0?data_tool=Xgtable. U.S. Department of Labor Bureau of Labor Statistics (2016) Consumer Price Index - All Urban Consumers, All items, 1982-84=100, Midwest Urban Areas. http://data.bls.gov/timeseries/CUUR0300SA0?data_tool=Xgtable.
12. U.S. Census Bureau. 2011-2015 American Community Survey 5-Year Estimates, Table B01002: Median Age by Sex - Universe: Total population.
http://factfinder.census.gov/faces/tableservices/jsf/pages/productview.xhtml?pid=ACS_15_5YR_B01002&prodType=table.
13. U.S. Census Bureau (2002) 2000 Census of Population and Housing, Summary Social, Economic, and Housing Characteristics, PHC-1-1 Part 1. United States Summary, Table 1. Age and Sex: 2000, Washington, DC.
<https://www.census.gov/prod/cen2000/phc-1-1-pt1.pdf>. U.S. Census Bureau (2002) 2000 Census of Population and Housing, Summary Population and Housing Characteristics, PHC-1-27, Missouri, Table 2. Age and Sex: 2000, Washington, DC.
<http://www.census.gov/prod/cen2000/phc-2-27-pt1.pdf>.
14. U.S. Census Bureau. 2011-2015 American Community Survey 5-Year Estimates, B23025: Employment Status for the Population 16 Years and Over - Universe: Population 16 years and Over.
http://factfinder.census.gov/faces/tableservices/jsf/pages/productview.xhtml?pid=ACS_15_5YR_B23025&prodType=table.
15. U.S. Census Bureau. 2011-2015 American Community Survey 5-Year Estimates, Table B22003: Receipt of Food Stamps/SNAP in the Past 12 Months by Poverty Status in the Past 12 Months for Households - Universe: Households.
http://factfinder.census.gov/faces/tableservices/jsf/pages/productview.xhtml?pid=ACS_15_5YR_B22003&prodType=table.

**STANDARD CONDITIONS FOR NPDES PERMITS
ISSUED BY
THE MISSOURI DEPARTMENT OF NATURAL RESOURCES
MISSOURI CLEAN WATER COMMISSION**

Revised
October 1, 1980

**PART I - GENERAL CONDITIONS
SECTION A - MONITORING AND REPORTING**

1. Representative Sampling

- a. Samples and measurements taken as required herein shall be representative of the nature and volume, respectively, of the monitored discharge. All samples shall be taken at the outfall(s), and unless specified, before the effluent joins or is diluted by any other body of water or substance.
- b. Monitoring results shall be recorded and reported on forms provided by the Department, postmarked no later than the 28th day of the month following the completed reporting period. Signed copies of these, and all other reports required herein, shall be submitted to the respective Department Regional Office, the Regional Office address is indicated in the cover letter transmitting the permit.

2. Schedule of Compliance

No later than fourteen (14) calendar days following each date identified in the "Schedule of Compliance", the permittee shall submit to the respective Department Regional Office as required therein, either a report of progress or, in the case of specific actions being required by identified dates, a written notice of compliance or noncompliance. In the latter case, the notice shall include the cause of noncompliance, any remedial actions taken, and the probability of meeting the next scheduled requirements, or if there are no more scheduled requirements, when such noncompliance will be corrected. The Regional Office address is indicated in the cover letter transmitting the permit.

3. Definitions

Definitions as set forth in the Missouri Clean Water Law and Missouri Clean Water Commission Definition Regulation 10 CSR 20-2.010 shall apply to terms used herein.

4. Test Procedures

Test procedures for the analysis of pollutant shall be in accordance with the Missouri Clean Water Commission Effluent Regulation 10 CSR 20-7015.

5. Recording of Results

- a. For each measurement or sample taken pursuant to the requirements of this permit, the permittee shall record the following information:
 - (i) the date, exact place, and time of sampling or measurements;
 - (ii) the individual(s) who performed the sampling or measurements;
 - (iii) the date(s) analyses were performed;
 - (iv) the individual(s) who performed the analyses;
 - (v) the analytical techniques or methods used; and
 - (vi) the results of such analyses.
- b. The Federal Clean Water Act provides that any person who falsifies, tampers with, or knowingly renders inaccurate any monitoring device or method required to be maintained under this permit shall, upon conviction, be punished by a fine of not more than \$10,000 per violation, or by imprisonment for not more than six (6) months per violation, or both.
- c. Calculations for all limitations which require averaging of measurements shall utilize an arithmetic mean unless otherwise specified by the Director in the permit.

6. Additional Monitoring by Permittee

If the permittee monitors any pollutant at the location(s) designated herein more frequently than required by this permit, using approved analytical methods as specified above, the results of such monitoring shall be included in the calculation and reporting of the values required in the Monitoring Report Form. Such increased frequency shall also be indicated.

7. Records Retention

The permittee shall retain records of all monitoring information, including all calibration and maintenance records and all original strip chart recording for continuous monitoring instrumentation, copies of all reports required by this permit, and records of all data used to complete the application for this permit, for a period of at least three (3) years from the date of the sample, measurement, report or application. This period may be extended by request of the Department at any time.

SECTION B - MANAGEMENT REQUIREMENTS

1. Change in Discharge

- a. All discharges authorized herein shall be consistent with the terms and conditions of this permit. The discharge of any pollutant not authorized by this permit or any pollutant identified in this permit more frequently than or at a level in excess of that authorized shall constitute a violation of the permit.
- b. Any facility expansions, production increases, or process modifications which will result in new, different, or increased discharges of pollutants shall be reported by submission of a new NPDES application at least sixty (60) days before each such change, or, if they will not violate the effluent limitations specified in the permit, by notice to the Department at least thirty (30) days before such changes.

2. Noncompliance Notification

- a. If, for any reason, the permittee does not comply with or will be unable to comply with any daily maximum effluent limitation specified in this permit, the permittee shall provide the Department with the following information, in writing within five (5) days of becoming aware of such conditions:
 - (i) a description of the discharge and cause of noncompliance, and
 - (ii) the period of noncompliance, including exact dates and times or, if not corrected, the anticipated time the noncompliance is expected to continue, and steps being taken to reduce, eliminate and prevent recurrence of the noncomplying discharge.
- b. Twenty-four hour reporting. The permittee shall report any noncompliance which may endanger health or the environment. Any information shall be provided orally with 24 hours from the time the permittee becomes aware of the circumstances. A written submission shall also be provided with five (5) days of the time the permittee becomes aware of the circumstances. The Department may waive the written report on a case-by-case basis if the oral report has been received within 24 hours.

3. Facilities Operation

Permittees shall operate and maintain facilities to comply with the Missouri Clean Water Law and applicable permit conditions. Operators or supervisors of operations at publicly owned or publicly regulated wastewater treatment facilities shall be certified in accordance with 10 CSR 209.020(2) and any other applicable law or regulation. Operators of other wastewater treatment facilities, water contaminant source or point sources, shall, upon request by the Department, demonstrate that wastewater treatment equipment and facilities are effectively operated and maintained by competent personnel.

4. Adverse Impact

The permittee shall take all necessary steps to minimize any adverse impact to waters of the state resulting from noncompliance with any effluent limitations specified in this permit or set forth in the Missouri Clean Water Law and Regulations (hereinafter the Law and Regulations), including such accelerated or additional monitoring as necessary to determine the nature and impact of the noncomplying discharge.

- a. Any bypass or shut down of a wastewater treatment facility and tributary sewer system or any part of such a facility and sewer system that results in a violation of permit limits or conditions is prohibited except:
 - (i) where unavoidable to prevent loss of life, personal injury, or severe property damages; and
 - (ii) where unavoidable excessive storm drainage or runoff would catastrophically damage any facilities or processes necessary for compliance with the effluent limitations and conditions of this permit;
 - (iii) where maintenance is necessary to ensure efficient operation and alternative measures have been taken to maintain effluent quality during the period of maintenance.
 - b. The permittee shall notify the Department in writing of all bypasses or shut down that result in a violation of permit limits or conditions. This section does not excuse any person from liability, unless such relief is otherwise provided by the statute.
6. **Removed Substances**
Solids, sludges, filter backwash, or any other pollutants removed in the course of treatment or control of wastewaters shall be disposed of in a manner such as to prevent any pollutants from entering waters of the state unless permitted by the Law, and a permanent record of the date and time, volume and methods of removal and disposal of such substances shall be maintained by the permittee.
 7. **Power Failures**
In order to maintain compliance with the effluent limitations and other provisions of this permit, the permittee shall either:
 - a. in accordance with the "Schedule of Compliance", provide an alternative power source sufficient to operate the wastewater control facilities; or,
 - b. if such alternative power source is not in existence, and no date for its implementation appears in the Compliance Schedule, halt or otherwise control production and all discharges upon the reduction, loss, or failure of the primary source of power to the wastewater control facilities.
 8. **Right of Entry**
For the purpose of inspecting, monitoring, or sampling the point source, water contaminant source, or wastewater treatment facility for compliance with the Clean Water Law and these regulations, authorized representatives of the Department, shall be allowed by the permittee, upon presentation of credentials and at reasonable times;
 - a. to enter upon permittee's premises in which a point source, water contaminant source, or wastewater treatment facility is located or in which any records are required to be kept under terms and conditions of the permit;
 - b. to have access to, or copy, any records required to be kept under terms and conditions of the permit;
 - c. to inspect any monitoring equipment or method required in the permit;
 - d. to inspect any collection, treatment, or discharge facility covered under the permit; and
 - e. to sample any wastewater at any point in the collection system or treatment process.
 9. **Permits Transferable**
 - a. Subject to Section (3) of 10 CSR 20-6.010 an operating permit may be transferred upon submission to the Department of an application to transfer signed by a new owner. Until such time as the permit is officially transferred, the original permittee remains responsible for complying with the terms and conditions of the existing permit.
 - b. The Department, within thirty (30) days of receipt of the application shall notify the new permittee of its intent to revoke and reissue or transfer the permit.
 10. **Availability of Reports**
Except for data determined to be confidential under Section 308 of the Act, and the Law and Missouri Clean Water Commission Regulation for Public Participation, Hearings and Notice to Governmental Agencies 10 CSR 20-6.020, all reports prepared in accordance with the terms of this permit shall be available for public inspection at the offices of the Department. As required by statute, effluent data shall not be considered confidential. Knowingly making any false statement on any such report shall be subject to the imposition of criminal penalties as provided in Section 204.076 of the Law.
 - a. Subject to compliance with statutory requirements of the Law and Regulations and applicable Court Order, this permit may be modified, suspended, or revoked in whole or in part during its term for cause including, but not limited to, the following:
 - (i) violation of any terms or conditions of this permit or the Law;
 - (ii) having obtained this permit by misrepresentation or failure to disclose fully any relevant facts;
 - (iii) a change in any circumstances or conditions that requires either a temporary or permanent reduction or elimination of the authorized discharge, or
 - (iv) any reason set forth in the Law and Regulations.
 - b. The filing of a request by the permittee for a permit modification, revocation and reissuance, or termination, or a notification of planned changes or anticipated noncompliance, does not stay any permit condition.
12. **Permit Modification - Less Stringent Requirements**
If any permit provisions are based on legal requirements which are lessened or removed, and should no other basis exist for such permit provisions, the permit shall be modified after notice and opportunity for a hearing.
 13. **Civil and Criminal Liability**
Except as authorized by statute and provided in permit conditions on "Bypassing" (Standard Condition B-5) and "Power Failures" (Standard Condition B-7) nothing in this permit shall be construed to relieve the permittee from civil or criminal penalties for noncompliance.
 14. **Oil and Hazardous Substance Liability**
Nothing in this permit shall be construed to preclude the institution of any legal action or relieve the permittee from any responsibilities, liabilities, or penalties to which the permittee is or may be subject under Section 311 of the Act, and the Law and Regulations. Oil and hazardous materials discharges must be reported in compliance with the requirements of the Federal Clean Water Act.
 15. **State Laws**
Nothing in this permit shall be construed to preclude the institution of any legal action or relieve the permittee from any responsibilities, liabilities, or penalties established pursuant to any applicable state statute or regulations.
 16. **Property Rights**
The issuance of this permit does not convey any property rights in either real or personal property, or any exclusive privileges, nor does it authorize any injury to private property or any invasion of personal rights, nor any infringement of or violation of federal, state or local laws or regulations.
 17. **Duty to Reapply**
If the permittee wishes to continue an activity regulated by this permit after the expiration date of this permit, the permittee must apply for a new permit 180 days prior to expiration of this permit.
 18. **Toxic Pollutants**
If a toxic effluent standard, prohibition, or schedule of compliance is established, under Section 307(a) of the Federal Clean Water Act for a toxic pollutant in the discharge of permittee's facility and such standard is more stringent than the limitations in the permit, then the more stringent standard, prohibition, or schedule shall be incorporated into the permit as one of its conditions, upon notice to the permittee.
 19. **Signatory Requirement**
All reports, or information submitted to the Director shall be signed (see 40 CFR-122.6).
 20. **Rights Not Affected**
Nothing in this permit shall affect the permittee's right to appeal or seek a variance from applicable laws or regulations as allowed by law.
 21. **Severability**
The provisions of this permit are severable, and if any provisions of this permit, or the application of any provision of this permit to any circumstance, is held invalid, the application of such provision to other circumstances, and the remainder of this permit, shall not be affected thereby.

**STANDARD CONDITIONS FOR NPDES PERMITS
ISSUED BY
THE MISSOURI DEPARTMENT OF NATURAL RESOURCES
MISSOURI CLEAN WATER COMMISSION
Revised
October 1, 1980**

**PART II - SPECIAL CONDITIONS - PUBLICLY OWNED
TREATMENT WORKS
SECTION A - MAJOR CONTRIBUTING INDUSTRY**

1. Definitions

Definitions as set forth in the Missouri Clean Water Laws and Missouri Clean Water Commission Definition Regulation 10 CSR 20-2.010 shall apply to terms used herein, in addition to the following:

- a. A "major contributing industry" to a publicly owned treatment facility is a wastewater source that meets any one of the following criteria:
 - (1) has a flow of 50,000 gallons or more per average workday;
 - (2) has an average daily flow greater than five percent (5%) of the flow carried by the system receiving the waste;
 - (3) has in its waste a toxic pollutant in toxic amounts as defined in standards issued under Section 307(a) of the Federal Water Pollution Control Act (hereinafter the Act), or
 - (4) has significant impact, either singly or in combination with other contributing industries, on the treatment works or in the quality of its effluent.
- b. "Compatible pollutants" are biochemical oxygen demand, suspended solids, pH, and fecal coliform bacteria, plus additional pollutants, e.g., nitrogen or phosphorus, identified in the NPDES permit, if the publicly owned treatment facility was designed to treat such pollutants, approved by the Department and in fact does remove such pollutants to design specifications.
- c. An "incompatible pollutant" is any pollutant which is not a compatible pollutant as defined above.

2. Industrial Effluent Monitoring

The permittee shall establish and implement a procedure to periodically or regularly obtain monitoring data on the quality and quantity of all effluents introduced by each major contributing industry. Frequency of monitoring shall be subject to approval by the Department.

3. Industrial Users Report

Each permittee which has a major contributing industry shall also submit to the permit-issuing authority semi-annual reports summarizing all major contributing industries subject to the pretreatment requirements of the Missouri Clean Water Law and Regulations (hereinafter the Law and Regulations), or Section 307 of the Act. These reports must be filed with the Department of Natural Resources, PO Box 176, 205 Jefferson Street, Jefferson City,

Missouri 65102 by January 1 and July 1 of each year. Such a report shall include at least the following information:

- a. name and number of major contributing industries using the treatment works and the waste type, raw materials usage (lbs/day or kg/day), and average daily flow for each industry;
- b. summary of monitoring data obtained in accordance with Standard Conditions Part II, Section A.2 above, detailing the quality and quantity of all effluents introduced by each major contributing industry, and the frequency of monitoring performed;
- c. number of major contributing industries in full compliance with the requirements of the Law and Regulations and Section 307 of the Act or not subject to these requirements (e.g., discharge only compatible pollutants), and
- d. a list identifying by name those major contributing industries presently in violation of the requirements of the Law and Regulations and Section 307 of the Act (e.g., discharges pollutant which interferes with, passes through or is incompatible with the municipal treatment works).

4. Report on Pollutant Introduction

The permittee shall give notice to the department of any new introduction of pollutants or any substantial change in the character or volume of pollutants already being introduced. Such notice shall include:

- a. the origin, quality, and quantity of pollutants to be introduced into the publicly owned treatment works; and
- b. any anticipated impact on the quality and quantity of the effluent to be discharged by such treatment works;
- c. any anticipated impact on the quality of sludge produced by such treatment works causing the sludge to be hazardous under Federal and State Law.

5. Industrial Users Compliance Schedules

The permittee shall identify any introduction of pollutants into the facility subject to pretreatment standards under Section 307(b) of the Federal Clean Water Act. In addition, the permittee shall require any industrial user of such treatment works to comply with the requirements of Section 204(b), 307, and 308 of the Federal Clean Water Act. As a means of compliance from each industrial user, subject to the requirements of Section 307 of the Federal Clean Water Act and shall forward to the Department a copy of periodic notice, over intervals not to exceed nine (9) months, of progress towards full compliance with Section 307 requirements.

**STANDARD CONDITIONS FOR NPDES PERMITS
ISSUED BY
THE MISSOURI DEPARTMENT OF NATURAL RESOURCES
MISSOURI CLEAN WATER COMMISSION
AUGUST 15, 1994**

PART III – SLUDGE & BIOSOLIDS FROM DOMESTIC WASTEWATER TREATMENT FACILITIES

SECTION A – GENERAL REQUIREMENTS

1. This permit pertains to sludge requirements under the Missouri Clean Water Law and regulation and incorporates applicable federal sludge disposal requirements under 40 CFR 503. The Environmental Protection Agency (EPA) has principal authority for permitting and enforcement of the federal sludge regulations under 40 CFS 503 until such time as Missouri is delegated the new EPA sludge program. EPA has reviewed and accepted these standard sludge conditions. EPA may choose to issue a separate sludge addendum to this permit or a separate federal sludge permit at their discretion to further address federal requirements.
2. These PART III Standard Conditions apply only to sludge and biosolids generated at domestic wastewater treatment facilities, including public owned treatment works (POTW) and privately owned facilities.
3. Sludge and Biosolids Use and Disposal Practices.
 - a. Permittee is authorized to operate the sludge and biosolids treatment, storage, use, and disposal facilities listed in the facility description of this permit.
 - b. Permittee shall not exceed the design sludge volume listed in the facility description and shall not use sludge disposal methods that are not listed in the facility description, without prior approval of the permitting authority.
 - c. Permittee is authorized to operate the storage, treatment or generating sites listed in the Facility Description section of this permit.
 - d. A separate operating permit is required for each operating location where sludge or biosolids are generated, stored, treated, or disposed, unless specifically exempted in this permit or in 10 CSR 20, Chapter 6 regulations. For land application, see section H, subsection 3 of these standard conditions.
4. Sludge Received From Other Facilities
 - a. Permittees may accept domestic wastewater sludge from other facilities including septic tank pumpings from residential sources as long as the design sludge volume is not exceeded and the treatment facility performance is not impaired.
 - b. The permittee shall obtain a signed statement from the sludge generator or hauler that certifies the type and source of the sludge.
 - c. Sludge received from out-of-state generators shall receive prior approval of the permitting authority and shall be listed in the facility description or special conditions section of the permit.
5. These permit requirements do not supersede nor remove liability for compliance with county and other local ordinances.
6. These permit requirements do not supersede nor remove liability for compliance with other environmental regulations such as odor emissions under the Missouri Air Pollution Control Law and regulations.
7. This permit may (after du process) be modified, or alternatively revoked and reissued, to comply with any applicable sludge disposal standard or limitation issued or approved under Section 405(d) of the Clean Water Act or under Chapter 644 RsMo.
8. In addition to the STANDARD CONDITIONS, the department may include sludge limitations in the special conditions portion or other sections of this permit.
9. Alternate Limits in Site Specific Permit.

Where deemed appropriate, the department may require an individual site specific permit in order to authorize alternate limitations:

 - a. An individual permit must be obtained for each operating location, including application sites.
 - b. To request a site specific permit, an individual permit application, permit fees, and supporting documents shall be submitted for each operating location. This shall include a detailed sludge/biosolids management plan or engineering report.
10. Exceptions to these Standard Conditions may be authorized on a case-by-case basis by the department, as follows:
 - a. The department will prepare a permit modification and follow permit public notice provisions as applicable under 10 CSR 20-6.020, 40 CFR 124.10, and 40 CFR 501.15(a)(2)(ix)(E). This includes notification of the owners of property located adjacent to each land application site, where appropriate.
 - b. Exceptions cannot be granted where prohibited by the federal sludge regulations under 40 CFR 503.
11. Compliance Period
Compliance shall be achieved as expeditiously as possible but no later than the compliance dates under 40 CFR 503.2.

SECTION B – DEFINITIONS

1. Biosolids means an organic fertilizer or soil amendment produced by the treatment of domestic wastewater sludge. Untreated sludge or sludge that does not conform to the pollutants and pathogen treatment requirements in this permit is not considered biosolids.
2. Biosolids land application facility is a facility where biosolids are spread onto the land at agronomic rates for production of food or fiber. The facility includes any structures necessary to store the biosolids until soil, weather, and crop conditions are favorable for land application.
3. Class A biosolids means a material that has met the Class A pathogen reduction requirements or equivalent treatment by a Process to Further Reduce Pathogens (PFRP) in accordance with 40 CFR 503.
4. Class B biosolids means a material that has met the Class B pathogen reduction requirements or equivalent treatment by a Process to Significantly Reduce Pathogens (PFRP) in accordance with 40 CFR 503.
5. Domestic wastewater means wastewater originating from the sanitary conveniences of residences, commercial buildings, factories and institutions; or co-mingled sanitary and industrial wastewater processed by a public owned treatment works (POTW) or privately owned facility.
6. Mechanical treatment plants are wastewater treatment facilities that use mechanical devices to treat wastewater, including septic tanks, extended aeration, activated sludge, contact stabilization, trickling filters, rotating biological discs, and other similar facilities. It does not include unaerated wastewater treatment lagoons and constructed wetlands for wastewater treatment.
7. Operating location as defined in 10 CSR 20-2.010 is all contiguous lands owned, operated or controlled by one (1) person or by two (2) or more persons jointly or as tenants in common.
8. Plant Available Nitrogen (PAN) is the nitrogen that will be available to plants during the next growing season after biosolids application.
9. Sinkhole is a depression in the land surface into which surface water flows to join an underground drainage system.
10. Site Specific Permit is a permit that has alternate limits developed to address specific site conditions for each land application site or storage site.
11. Sludge is the solid, semisolid, or liquid residue removed during the treatment of wastewater. Sludge includes septage removed from septic tanks.
12. Sludge lagoon is an earthen basin that receives sludge that has been removed from a wastewater treatment facility. It does not include a wastewater treatment lagoon or sludge treatment units that are not a part of a mechanical wastewater treatment facility.
13. Wetlands are those areas that are inundated or saturated by surface or groundwater at a frequency and duration sufficient to support, and that under normal circumstances do support, a prevalence of vegetation typically adapted for life in saturated soil conditions. Wetlands generally include swamp, marshes, bogs, and similar areas. Wetlands do not include constructed wetlands used for wastewater treatment.

SECTION C – MECHANICAL WASTEWATER TREATMENT FACILITIES

1. Sludge shall be routinely removed from the wastewater treatment facilities and handled according to the permit facility description and sludge conditions in this permit.
2. The permittee shall operate the facility so that there is no sludge loss into the discharged effluent in excess of permit limits, no sludge bypassing, and no discharge of sludge to waters of the state.
3. Mechanical treatment plants shall have separate sludge storage compartments in accordance with 10 CSR 20, Chapter 8. Failure to remove sludge from these storage compartments on the required design schedule is a violation of this permit.

SECTION D – SLUDGE DISPOSED AT OTHER TREATMENT FACILITY OR CONTRACT HAULER

1. This section applies to permittees that haul sludge to another treatment facility for disposal or use contract haulers to remove and dispose of sludge.
2. Permittees that use contract haulers are responsible for compliance with all the terms of this permit including final disposal, unless the hauler has a separate permit for sludge or biosolids disposal issued by the department; or the hauler transports the sludge to another permitted treatment facility.
3. The permittee shall require documentation from the contractor of the disposal methods used and permits obtained by the contractor.
4. Testing of sludge, other than total solids content, is not required if sludge is hauled to a municipal wastewater treatment facility or other permitted wastewater treatment facility.

SECTION E – WASTEWATER TREATMENT LAGOONS AND STORMWATER RETENTION BASINS

1. Sludge that is retained within a wastewater treatment lagoon is subject to sludge disposal requirements when the sludge is removed from the lagoon or when the lagoon ceases to receive and treat wastewater.
2. If sludge is removed during the year, an annual sludge report must be submitted.
3. Storm water retention basins or other earthen basins, which have been used as sludge storage for a mechanical treatment system is considered a sludge lagoon and must comply with Section G of this permit.

SECTION F – INCINERATION OF SLUDGE

1. Sludge incineration facilities shall comply with the requirements of 40 CFR 503 Subpart E; air pollution control regulations under 10 CSR 10; and solid waste management regulations under 10 CSR 80.
2. Permittee may be authorized under the facility description of this permit to store incineration ash in lagoons or ash ponds. This permit does not authorize the disposal of incineration ash. Incineration ash shall be disposed in accordance with 10 CSR 80; or if the ash is determined to be hazardous waste, shall be disposed in accordance with 10 CSR 25.
3. In addition to normal sludge monitoring, incineration facilities shall report the following as part of the annual report, quantity of sludge incinerated, quantity of ash generated, quantity of ash stored; and ash use or disposal method, quantity, and location. Permittee shall also provide the name of the disposal facility and the applicable permit number.
4. Additional limitations, monitoring, and reporting requirements may be addressed in the Special Conditions sections of this permit.

SECTION G – SURFACE DISPOSAL SITES AND SLUDGE LAGOONS

1. Surface disposal sites shall comply with the requirements in 40 CFR 503 Subpart C, and solid waste disposal regulations under 10 CSR 80.
2. Additional limitations, monitoring, and reporting requirements may be addressed in the Special Conditions section of this permit.
3. Effective February 19, 1995, a sludge lagoon that has been in use for more than two years without removal of accumulated sludge, or that has not been properly closed shall comply with one of the following options:
 - a. Permittee shall obtain a site specific permit to address surface disposal requirements under 40 CFR 503, ground water quality regulations under 10 CSR 20, Chapter 7 and 8, and solid waste management regulations under 10 CSR 80;
 - b. Permittee shall clean out the sludge lagoon to remove any sludge over two years old and shall continue to remove accumulated sludge at least every two years or an alternate schedule approved under 40 CFR 503.20(b). In order to avoid damage to the lagoon seal during cleaning, the permittee may leave a layer of sludge on the bottom of the lagoon, upon prior approval of the department; or
 - c. Permittee shall close the lagoon in accordance with Section 1.

SECTION H – LAND APPLICATION

1. The permittee shall not land apply sludge or biosolids unless land application is authorized in the Facility Description or special conditions section of the permit.
2. This permit replaces and terminates all previous sludge management plan approvals by the department for land application of sludge or biosolids.
3. Land application sites within a 20 mile radius of the wastewater treatment facility are authorized under this permit when biosolids are applied for beneficial use in accordance with these standard conditions unless a site specific permit is required under Section A, Subsection 9.
4. Biosolids shall not be applied unless authorized in this permit or exempted under 10 CSR 20, Chapter 6.
 - a. This permit does not authorize the land application of sludge except when sludge meets the definition of biosolids.
 - b. This permit authorizes “Class A or B” biosolids derived from domestic wastewater sludges to be land applied onto grass land, crop land, timber land or other similar agricultural or silviculture lands at rates suitable for beneficial use as organic fertilizer and soil conditioner.
5. Public Contact Sites.

Permittees who wish to apply Class A biosolids to public contact sites must obtain approval from the department. Applications for approval shall be in the form of an engineering report and shall address priority pollutants and dioxin concentrations. Authorization for land applications must be provided in the special conditions section of this permit or in a separate site-specific permit.

6. Agricultural and Silvicultural Sites.

In addition to specified conditions herein, this permit is subject to the attached Water Quality Guides numbers WQ 422 through 426 published by the University of Missouri, and hereby incorporated as though fully set forth herein. The guide topics are as follows:

WQ 422	Land Application of Septage
WQ 423	Monitoring Requirements for Biosolids Land Application
WQ 424	Biosolids Standards for Pathogens and Vectors
WQ 425	Biosolids Standards for Metals and Other Trace Substances
WQ 426	Best Management Practices for Biosolids Land Applications

SECTION I – CLOSURE REQUIREMENTS

1. This section applies to all wastewater treatment facilities (mechanical and lagoons) and sludge or biosolids storage and treatment facilities and incineration ash ponds. It does not apply to land application sites.
2. Permittees who plan to cease operation must obtain department approval of a closure plan which addresses proper removal and disposal of all residues, including sludge, biosolids, and ash. Permittee must maintain this permit until the facility is properly closed per 10 CSR 20-6.010 and 10 CSR 20-6.015.
3. Residuals that are left in place during closure of a lagoon or earthen structure shall not exceed the agricultural loading rates as follows:
 - a. Residuals shall meet the monitoring and land application limits for agricultural rates as referenced in Section H of these standard conditions.
 - b. If a wastewater treatment lagoon has been in operation for 15 years or more, the sludge in the lagoon qualifies for Class B with respect to pathogens (see WQ 424, Table 3), and testing for fecal coliform is not required. For other lagoons, testing for fecal coliform is required to show compliance with Class B limitations. See WQ 423 and 424.
 - c. The allowable nitrogen loading that may be left in the lagoon shall be based on the plant available nitrogen (PAN) loading. See WQ 426 for calculation procedures. For a grass cover crop, the allowable PAN is 300 pounds/acre.
4. When closing a wastewater treatment lagoon with a design treatment capacity equal or less than 150 persons, the residuals are considered “septage” under the similar treatment works” definition. See WQ 422. Under the septage category, residuals may be left in place as follows:
 - a. Testing for metals or fecal coliform is not required.
 - b. If the wastewater treatment lagoon has been in use for less than 15 years, mix lime with the sludge at the rate of 50 pounds of hydrated lime per 1000 gallons (134 cubic feet) of sludge.
 - c. The amount of sludge that may be left in the lagoon shall be based on the plant available nitrogen (PAN) loading. 100 dry tons/acre of sludge may be left in the basin without testing for nitrogen. If more than 100 dry tons/acre will be left in the lagoon, test for nitrogen and determine the PAN in accordance with WQ 426. Allowable PAN loading is 300 pounds/acre.
5. Residuals left within the lagoon shall be mixed with soil on at least a 1 to 1 ratio, the lagoon berms shall be demolished, and the site shall be graded and vegetated so as to avoid ponding of storm water and provide adequate surface water drainage without creating erosion.
6. Lagoon closure activities shall obtain a storm water permit for land disturbance activities that equal or exceed five acres in accordance with 10 CSR 20-6.200.
7. If sludge exceeds agricultural loading rates under Section H or I, a landfill permit or solid waste disposal permit shall be obtained to authorize on-site sludge disposal under the Missouri Solid Waste Management Law and regulations per 10 CSR 80, and the permittee must comply with the surface disposal requirements under 40 CFR 503, Subpart C.

SECTION J – MONITORING FREQUENCY

1. At a minimum, sludge or biosolids shall be tested for volume and percent total solids on a frequency that will accurately represent sludge quantities produced and disposed.
2. Testing for land application is listed under Section H, Subsection 6 of these standard conditions (see WQ 423). Once per year is the minimum test frequency. Additional testing shall be performed for each 100 dry tons of sludge generated or stored during the year.
3. Additional testing may be required in the special conditions or other sections of the permit. Permittees receiving industrial wastewater may be required to conduct additional testing upon request from the department.
4. Monitoring requirements shall be performed in accordance with, “POTW Sludge Sampling and Analysis Guidance Document”, United States Environmental Protection Agency, August 1989, and subsequent revisions.

SECTION K – RECORD KEEPING AND REPORTING REQUIREMENTS

1. The permittee shall maintain records on file at the facility for at least five years for the items listed in these Standard Conditions and any additional items in the Special Conditions section of this permit. This shall include dates when the sludge facility is checked for proper operation, records of maintenance and repairs and other relevant information.
2. Reporting Period
 - a. By January 28th of each year, an annual report shall be submitted for the previous calendar year period for all mechanical wastewater treatment facilities, sludge lagoons, and sludge or biosolids disposal facilities.
 - b. Permittees with wastewater treatment lagoons shall submit the above annual report only when sludge or biosolids are removed from the lagoon during the report period or when the lagoon is closed.
3. Report Forms. The annual report shall be submitted on report forms provided by the department or equivalent forms approved by the department.
4. Report shall be submitted as follows:
Major facilities (those serving 10,000 persons or 1 million gallons per day) shall report to both the department and EPA. Other facilities need to report only to the department. Reports shall be submitted to the addresses listed as follows:

DNR regional office listed in your permit
(See cover letter of permit)

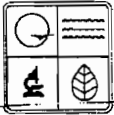
EPA Region VII
Water Compliance Branch (WACM)
Sludge Coordinator
901 N 5th Street
Kansas City, KS 66101

5. Annual Report Contents. The annual report shall include the following:
 - a. Sludge/biosolids testing performed. Include a copy or summary of all test results, even if not required by this permit.
 - b. Sludge or Biosolids quantity shall be reported as dry tons for quantity generated by the wastewater treatment facility, the quantity stored on site at end of year, and the quantity used or disposed.
 - c. Gallons and % solids data used to calculate the dry ton amounts.
 - d. Description of any unusual operating conditions.
 - e. Final disposal method, dates, and location, and person responsible for hauling and disposal.
 - (1) This must include the name, address and permit number for the hauler and the sludge facility. If hauled to a municipal wastewater treatment facility, sanitary landfill, or other approved treatment facility, give the name and permit number of that facility.
 - (2) Include a description of the type of hauling equipment used and the capacity in tons, gallons, or cubic feet.
 - f. Contract Hauler Activities.
If contract hauler, provide a copy of a signed contract or billing receipts from the contractor. Permittee shall require the contractor to supply information required under this permit for which the contractor is responsible. The permittee shall submit a signed statement from the contractor that he has complied with the standards contained in this permit, unless the contract hauler has a separate sludge disposal or biosolids use permit.
 - g. Land Application Sites.
 - (1) Report the location of each application site, the annual and cumulative dry tons/acre for each site, and the landowners name and address. The location for each spreading site shall be given as legal description for nearest ¼, ¼, Section, Township, Range, and County, or as latitude and longitude.
 - (2) If biosolids application exceeds 2 dry tons/acre/year, report biosolids nitrogen results. Plant Available Nitrogen (PAN) in pounds/acre, crop nitrogen requirement, available nitrogen in the soil prior to biosolids application, and PAN calculations for each site.
 - (3) If the “Low Metals” criteria is exceeded, report the annual and cumulative pollutant loading rates in pounds per acre for each applicable pollutant, and report the percent of cumulative loading which has been reached at each site.
 - (4) Report the method used for compliance with pathogen and vector attraction requirements.
 - (5) Report soil test results for pH, CEC, and phosphorus. If none was tested during the year, report the last date when tested and results.

RECEIVED

AUG 29 2012

AP 13149



MISSOURI DEPARTMENT OF NATURAL RESOURCES
WATER PROTECTION PROGRAM, WATER QUALITY CONTROL BRANCH
FORM B2 - APPLICATION FOR CONSTRUCTION OR OPERATING
PERMIT FOR FACILITIES WHICH RECEIVE PRIMARILY DOMESTIC
WASTE AND HAVE A DESIGN FLOW MORE THAN 100,000 GALLONS
PER DAY

FOR AGENCY USE ONLY	
CHECK NUMBER	
NO FEE REQUIRED	
DATE RECEIVED	FEE SUBMITTED
8/29/12	Ø

PART A - BASIC APPLICATION INFORMATION

1. This application is for:

- An operating permit and antidegradation review public notice.
- A construction permit following an appropriate operating permit and antidegradation review public notice.
- A construction permit, a concurrent operating permit and antidegradation review public notice.
- A construction permit (submitted before Aug. 30, 2008 or antidegradation review is not required).
- An operating permit for a new or unpermitted facility. Construction Permit # _____
- An operating permit renewal: Permit #MO-0022913 Expiration Date _____
- An operating permit modification: Permit #MO-_____ Reason: _____

1.1 Is this a Federal/State Funded Project? Yes No Funding Agency/Project #: _____

1.2 Is the appropriate fee included with the application (See instructions for appropriate fee)? Yes No **NA**

2. FACILITY

NAME ORRICK Municipal Lagoon		TELEPHONE NUMBER WITH AREA CODE 816 770 3607	
ADDRESS (PHYSICAL) 2 Highway		CITY ORRICK	STATE MO
		ZIP 64077	
2.1 LEGAL DESCRIPTION (Plant Site): NE 1/4, SE 1/4, 1/4, Sec. 26, T51N R 29W County RAY			
2.2 UTM Coordinates Easting (X): 3911461 Northing (Y): 69407165 For Universal Transverse Mercator (UTM), Zone 15 North referenced to North American Datum 1983 (NAD83)			

3. OWNER **City of ORRICK**

NAME Phil Adams		TITLE Public Works		TELEPHONE NUMBER WITH AREA CODE 816 496 5512	
ADDRESS 207 W.S. Front St		CITY ORRICK	STATE MO	ZIP 64077	

3.1 Request review of draft permit prior to Public Notice? Yes No

4. CONTINUING AUTHORITY: Permanent organization which will serve as the continuing authority for the operation, maintenance and modernization of the facility.

NAME City of ORRICK		CITY ORRICK	
ADDRESS 207 W.S. Front St		CERTIFICATE NUMBER (IF APPLICABLE) none @ this time	STATE MO
		ZIP 64077	

5. OPERATOR

NAME Phil Adams		TITLE Public Works		TELEPHONE NUMBER WITH AREA CODE 816 496 5512	
---------------------------	--	------------------------------	--	--	--

6. FACILITY CONTACT

NAME Cindy Lampton / Phil Adams		TITLE Mayor / Public Work	
---	--	-------------------------------------	--

MO 780-1805 (06-08)
Mayor



MISSOURI DEPARTMENT OF NATURAL RESOURCES
 WATER PROTECTION PROGRAM, WATER POLLUTION CONTROL BRANCH
FORM B2 – APPLICATION FOR CONSTRUCTION OR OPERATING PERMIT FOR FACILITIES WHICH RECEIVE PRIMARILY DOMESTIC WASTE AND HAVE A DESIGN FLOW MORE THAN 100,000 GALLONS PER DAY

FACILITY NAME <i>City of ORRick</i>	
PERMIT NO. <i>MO-0022918</i>	COUNTY <i>RAY</i>

APPLICATION OVERVIEW

Form B2 has been developed in a modular format and consists of Parts A, B and C and a Supplemental Application Information (Parts D, E, F and G) packet. All applicants must complete Parts A, B and C. Some applicants must also complete parts of the Supplemental Application Information packet. The following items explain which parts of Form B2 you must complete. Submittal of an incomplete application may result in the application being returned.

BASIC APPLICATION INFORMATION

- A. Basic Application Information for all Applicants. All applicants must complete Part A.
- B. Additional Application Information for all Applicants. All applicants must complete Part B.
- C. Certification. All applicants must complete Part C.

SUPPLEMENTAL APPLICATION INFORMATION

- D. Expanded Effluent Testing Data. A treatment works that discharges effluent to surface water of the United States and meets one or more of the following criteria must complete *Part D - Expanded Effluent Testing Data*:
 - 1. Has a design flow rate greater than or equal to 1 million gallons per day.
 - 2. Is required to have or currently has a pretreatment program.
 - 3. Is otherwise required by the permitting authority to provide the information.
- E. Toxicity Testing Data. A treatment works that meets one or more of the following criteria must complete *Part E - Toxicity Testing Data*:
 - 1. Has a design flow rate greater than or equal to 1 million gallons per day.
 - 2. Is required to have or currently has a pretreatment program.
 - 3. Is otherwise required by the permitting authority to provide the information.
- F. Industrial User Discharges and Resource Conservation and Recovery Act / Comprehensive Environmental Response, Compensation and Liability Act Wastes. A treatment works that accepts process wastewater from any significant industrial users, also known as SIUs, or receives a Resource Conservation and Recovery Act or CERCLA wastes must complete *Part F - Industrial User Discharges and Resource Conservation and Recovery Act /CERCLA Wastes*.

 SIUs are defined as:
 - 1. All Categorical Industrial Users, or CIUs, subject to Categorical Pretreatment Standards under 40 Code of Federal Regulations 403.6 and 40 Code of Federal Regulations 403.6 and 40 CFR Chapter 1, Subchapter N.
 - 2. Any other industrial user that meets one or more of the following:
 - i. Discharges an average of 25,000 gallons per day or more of process wastewater to the treatment works (with certain exclusions).
 - ii. Contributes a process waste stream that makes up five percent or more of the average dry weather hydraulic or organic capacity of the treatment plant.
 - iii. Is designated as an SIU by the control authority.
- G. Combined Sewer Systems. A treatment works that has a combined sewer system must complete *Part G - Combined Sewer Systems*.

RECEIVED

AUG 29 2012

ALL APPLICANTS MUST COMPLETE PARTS A, B and C

FACILITY NAME Berick Municipal Lagoon PERMIT NO. MO- 6022918 OUTFALL NO. 001 - Potw - SIC 4952

PART A - BASIC APPLICATION INFORMATION

7. ADDITIONAL FACILITY INFORMATION

7.1 BRIEF DESCRIPTION OF FACILITIES main LIC station, Aeration basin, 2 cell aerators Lagoon sludge returner in lagoon

7.2 TOPOGRAPHIC MAP. ATTACH TO THIS APPLICATION A TOPOGRAPHIC MAP OF THE AREA EXTENDING AT LEAST ONE MILE BEYOND FACILITY PROPERTY BOUNDARIES. THIS MAP MUST SHOW THE OUTLINE OF THE FACILITY AND THE FOLLOWING INFORMATION. (YOU MAY SUBMIT MORE THAN ONE MAP IF ONE MAP DOES NOT SHOW THE ENTIRE AREA.)

- a. The area surrounding the treatment plant, including all unit processes.
- b. The location of the downstream landowner(s). (See Item 10.)
- c. The major pipes or other structures through which wastewater enters the treatment works and the pipes or other structures through which treated wastewater is discharged from the treatment plant. Include outfalls from bypass piping, if applicable.
- d. The actual point of discharge.
- e. Wells, springs, other surface water bodies and drinking water wells that are: 1) within 1/4 mile of the property boundaries of the treatment works, and 2) listed in public record or otherwise known to the applicant.
- f. Any areas where the sewage sludge produced by the treatment works is stored, treated or disposed.
- g. If the treatment works receives waste that is classified as hazardous under the Resource Conservation and Recovery Act, or RCRA, by truck, rail or special pipe, show on the map where that hazardous waste enters the treatment works and where it is treated, stored or disposed.

7.3 PROCESS FLOW DIAGRAM OR SCHEMATIC. PROVIDE A DIAGRAM SHOWING THE PROCESSES OF THE TREATMENT PLANT. ALSO, PROVIDE A WATER BALANCE SHOWING ALL TREATMENT UNITS, INCLUDING DISINFECTION (E.G. CHLORINATION AND DECHLORINATION). THE WATER BALANCE MUST SHOW DAILY AVERAGE FLOW RATES AT INFLUENT AND DISCHARGE POINTS AND APPROXIMATE DAILY FLOW RATES BETWEEN TREATMENT UNITS. INCLUDE A BRIEF NARRATIVE DESCRIPTION OF THE DIAGRAM.

7.4 FACILITY SIC CODE <u>4952</u>	DISCHARGE SIC CODE: <u>4952</u>	FACILITY NAICS CODE:	DISCHARGE NAICS CODE:
--------------------------------------	------------------------------------	----------------------	-----------------------

7.5 NUMBER OF SEPARATE DISCHARGE POINTS
1

7.6 NUMBER OF PEOPLE PRESENTLY CONNECTED OR POPULATION EQUIVALENT <u>826</u>	DESIGN POPULATION EQUIVALENT <u>1,184</u>
---	--

NUMBER OF UNITS PRESENTLY CONNECTED HOMES <u>353</u>	APARTMENTS <u>6</u>	TRAILERS <u>6</u>	OTHER <u>15</u>
---	---------------------	-------------------	-----------------

TOTAL DESIGN FLOW (ALL OUTFALLS) <u>118,400 GPD</u>	ACTUAL FLOW <u>53,686 GPD</u>
--	----------------------------------

7.7 DOES ANY BYPASSING OCCUR ANYWHERE IN THE COLLECTION SYSTEM OR AT THE TREATMENT FACILITY?
Yes No (If Yes, attach an explanation.)

7.8 LENGTH OF THE SANITARY SEWER COLLECTION SYSTEM IN MILES
1

7.9 IS INDUSTRIAL WASTE DISCHARGED TO THE FACILITY IDENTIFIED IN ITEM 2? Yes No

7.10 WILL THE DISCHARGE BE CONTINUOUS THROUGH THE YEAR? Yes No

A. DISCHARGE WILL OCCUR DURING THE FOLLOWING MONTHS <u>JAN - DEC</u>	B. HOW MANY DAYS OF THE WEEK WILL THE DISCHARGE OCCUR? <u>7</u>
---	--

7.11 IS WASTEWATER LAND APPLIED? (If Yes, Attach Form I) Yes <input type="checkbox"/> No <input checked="" type="checkbox"/>	7.12 DOES THIS FACILITY DISCHARGE TO A LOSING STREAM OR SINKHOLE? Yes <input type="checkbox"/> No <input checked="" type="checkbox"/>
---	--

7.13 HAS A WASTE LOAD ALLOCATION STUDY BEEN COMPLETED FOR THIS FACILITY?
Yes No

7.14 LIST ALL PERMIT VIOLATIONS, INCLUDING EFFLUENT LIMIT EXCEEDANCES IN THE LAST FIVE YEARS. ATTACH A SEPARATE SHEET IF NECESSARY. IF NONE, WRITE NONE.

8. LABORATORY CONTROL INFORMATION

8.1 LABORATORY WORK CONDUCTED BY PLANT PERSONNEL

Lab work conducted outside of plant.	Yes <input checked="" type="checkbox"/>	No <input type="checkbox"/>
Push-button or visual methods for simple test such as pH, settleable solids.	Yes <input checked="" type="checkbox"/>	No <input type="checkbox"/>
Additional procedures such as Dissolved Oxygen, Chemical Oxygen Demand, Biological Oxygen Demand, titrations, solids, volatile content.	Yes <input type="checkbox"/>	No <input checked="" type="checkbox"/>
More advanced determinations such as BOD seeding procedures, fecal coliform, nutrients, total oils, phenols, etc.	Yes <input type="checkbox"/>	No <input checked="" type="checkbox"/>
Highly sophisticated instrumentation, such as atomic absorption and gas chromatograph.	Yes <input type="checkbox"/>	No <input checked="" type="checkbox"/>

MO 780-1805 (09-08)

FACILITY NAME City of Orrick, Mo PERMIT NO. MO-0022918 OUTFALL NO. #001

PART A - BASIC APPLICATION INFORMATION

9. SLUDGE HANDLING, USE AND DISPOSAL

9.1 IS THE SLUDGE A HAZARDOUS WASTE AS DEFINED BY 10 CSR 25?
 Yes No

9.2 SLUDGE PRODUCTION, INCLUDING SLUDGE RECEIVED FROM OTHERS
 Design Dry Tons/Year _____ Actual Dry Tons/Year _____

9.3 CAPACITY OF SLUDGE HOLDING STRUCTURES

9.4 SLUDGE STORAGE PROVIDED
 Cubic Feet _____ Days of Storage _____ Average Percent Solids of Sludge _____ No Sludge Storage is Provided

9.5 TYPE OF STORAGE
 Holding Tank Basin Building Concrete Pad Other (Describe) NA

9.6 SLUDGE TREATMENT
 Anaerobic Digester Storage Tank Lime Stabilization Lagoon Other (Attach Description) Retain in Lagoon
 Aerobic Digester Air or Heat Drying Composting

9.7 SLUDGE USE OR DISPOSAL
 Land Application Contract Hauler Hauled to Another Treatment Facility Solid Waste Landfill
 Surface Disposal (Sludge Disposal Lagoon, Sludge Held For More Than Two Years) Incineration
 Other (Attach Explanation Sheet) 2011 - Nutri-Jet Company

9.8 PERSON RESPONSIBLE FOR HAULING SLUDGE TO DISPOSAL FACILITY

NAME _____
 ADDRESS _____ CITY _____ STATE _____ ZIP _____
 CONTACT PERSON _____ TELEPHONE NUMBER WITH AREA CODE _____ PERMIT NO. MO-

9.9 SLUDGE USE OR DISPOSAL FACILITY
 By Applicant By Others (Complete Below)

NAME _____
 ADDRESS _____ CITY _____ STATE _____ ZIP _____
 CONTACT PERSON _____ TELEPHONE NUMBER WITH AREA CODE _____ PERMIT NO. MO-

9.10 DO THE SLUDGE OR BIOSOLIDS DISPOSAL COMPLY WITH FEDERAL SLUDGE REGULATIONS UNDER 40 CFR 503?
 Yes No (Attach Explanation)

10. DOWNSTREAM LANDOWNER(S). (ATTACH ADDITIONAL SHEETS AS NECESSARY.)

NAME Karen Vandiver
 ADDRESS 35158 Hwy 2 CITY Orrick STATE MO ZIP 64077

11. DRINKING WATER SUPPLY INFORMATION

11.1 SOURCE OF YOUR DRINKING WATER SUPPLY Water come from Richmond, Mo.

A. PUBLIC SUPPLY (MUNICIPAL OR WATER DISTRICT WATER) (IF PUBLIC, PLEASE GIVE NAME OF PUBLIC SUPPLY)
Water District Water

B. PRIVATE WELL NO

C. SURFACE WATER (LAKE, POND OR STREAM) NO

11.2 DOES YOUR DRINKING WATER SOURCE SERVE AT LEAST 25 PEOPLE AT LEAST 60 DAYS PER YEAR (NOT NECESSARILY CONSECUTIVE DAYS)?
 Yes No

11.3 DOES YOUR SUPPLY SERVE HOUSING THAT IS OCCUPIED YEAR ROUND BY THE SAME PEOPLE? THIS DOES NOT INCLUDE HOUSING THAT IS OCCUPIED SEASONALLY?
 Yes No

END OF PART A

MO 780-1805 (03-08)

MAKE ADDITIONAL COPIES OF THIS FORM FOR EACH OUTFALL

FACILITY NAME <u>City of Orrick Lagoon</u>	PERMIT NO. MO- <u>0077918</u>	OUTFALL NO. <u># 001</u>
---	----------------------------------	-----------------------------

PART B - ADDITIONAL APPLICATION INFORMATION

20. INFLOW AND INFILTRATION

ESTIMATE THE AVERAGE NUMBER OF GALLONS PER DAY THAT FLOW INTO THE TREATMENT WORKS FROM INFLOW AND INFILTRATION.

Gallons Per Day 2900

BRIEFLY EXPLAIN ANY STEPS UNDERWAY OR PLANNED TO MINIMIZE INFLOW AND INFILTRATION.
Smoke Survey Planned for Fall of 2017

20.1 OPERATION AND MAINTENANCE PERFORMED BY CONTRACTOR(S)

ARE ANY OPERATIONAL OR MAINTENANCE ASPECTS (RELATED TO WASTEWATER TREATMENT AND EFFLUENT QUALITY) OF THE TREATMENT WORKS THE RESPONSIBILITY OF A CONTRACTOR?

Yes No If Yes, list the name, address, telephone number and status of each contractor and describe the contractor's responsibilities. (Attach additional pages if necessary.)

NAME

MAILING ADDRESS

TELEPHONE NUMBER WITH AREA CODE

RESPONSIBILITIES OF CONTRACTOR

20.2 SCHEDULED IMPROVEMENTS AND SCHEDULES OF IMPLEMENTATION. PROVIDE INFORMATION ABOUT ANY UNCOMPLETED IMPLEMENTATION SCHEDULE OR UNCOMPLETED PLANS FOR IMPROVEMENTS THAT WILL AFFECT THE WASTEWATER TREATMENT, EFFLUENT QUALITY OR DESIGN CAPACITY OF THE TREATMENT WORKS. IF THE TREATMENT WORKS HAS SEVERAL DIFFERENT IMPLEMENTATION SCHEDULES OR IS PLANNING SEVERAL IMPROVEMENTS, SUBMIT SEPARATE RESPONSES FOR EACH. (IF NONE, GO TO QUESTION B-20.3.)

A. List the outfall number that is covered by this implementation schedule Outfall No. <u>001</u>	B. Indicate whether the planned improvements or implementation schedule are required by local, state or federal agencies. Yes <input checked="" type="checkbox"/> No <input type="checkbox"/>
--	--

20.3 WASTEWATER DISCHARGES:
COMPLETE QUESTIONS 20.4 THROUGH 20.7 ONCE FOR EACH OUTFALL (INCLUDING BYPASS POINTS) THROUGH WHICH EFFLUENT IS DISCHARGED. DO NOT INCLUDE INFORMATION ON COMBINED SEWER OVERFLOWS IN THIS SECTION.

20.4 DESCRIPTION OF OUTFALL

OUTFALL NUMBER 0077918

A. LOCATION
 1/4 NE 1/4 SE Section 26 Township 51 Range 29 E W
 UTM Coordinates Easting (X): 39.1924 Northing (Y): 94.12125
 For Universal Transverse Mercator (UTM), Zone 15 North referenced to North American Datum 1983 (NAD83)

B. Distance from Shore (If Applicable) _____ ft.	C. Depth Below Surface (If Applicable) _____ ft.	D. Average Daily Flow Rate <u>.034</u> mgd
---	---	---

E. Does this outfall have either an intermittent or periodic discharge?
 Yes No If Yes, Provide the following information:

Number of Days Per Year Discharge Occurs: <u>300</u>	Average Duration of Each Discharge: <u>24-7</u>	Average Flow Per Discharge: <u>.034</u> mgd	Months in Which Discharge Occurs: <u>ALL but July + Aug</u>
---	--	--	--

Is Outfall Equipped with a Diffuser? Yes No

20.5 DESCRIPTION OF RECEIVING WATER

B. Name of Receiving Water
Kearney Creek

B. Name of Watershed (If Known) U.S. Soil Conservation Service 14-Digit Watershed Code, (If Known)
10300101-060006

B. Name of State Management/River Basin (If Known) U.S. Geological Survey 8-Digit Hydrologic Cataloging Unit Code (If Known)
USGS - Basin & Sub-Watershed

B. Critical Flow of Receiving Stream (If Applicable) Acute _____ cfs Chronic _____ cfs	B. Total Hardness of Receiving Stream at Critical Low Flow (If Applicable) mg/L of CaCO ₃
---	---

MO 780-1805 (09-08)

FACILITY NAME <i>City of Orrick Lagoon</i>	PERMIT NO. MO- <i>0022918</i>	OUTFALL NO. <i># 001 1</i>
---	----------------------------------	-------------------------------

PART B - ADDITIONAL APPLICATION INFORMATION (CONTINUED)

20.6 DESCRIPTION OF TREATMENT

A. WHAT LEVELS OF TREATMENT ARE PROVIDED? Check All That Apply
 Primary Secondary Advanced Other (Describe)

B. INDICATE THE FOLLOWING REMOVAL RATES (AS APPLICABLE)
 Design BOD₅ Removal Or Design CBOD₅ Removal *65* % Design SS Removal *65* %
 Design P Removal ___ % Design N Removal ___ % Other ___ %

C. What type of disinfection is used for the effluent from this outfall? If disinfection varies by season, please describe:
None

If disinfection is by chlorination, is dechlorination used for this outfall? Yes No

Does the treatment plant have post aeration? Yes No

20.7 EFFLUENT TESTING DATA. ALL APPLICANTS THAT DISCHARGE TO WATERS OF THE U.S. MUST PROVIDE EFFLUENT TESTING DATA FOR THE FOLLOWING PARAMETERS. PROVIDE THE INDICATED EFFLUENT DATA FOR EACH OUTFALL THROUGH WHICH EFFLUENT IS DISCHARGED. DO NOT INCLUDE INFORMATION OF COMBINED SEWER OVERFLOWS IN THIS SECTION. ALL INFORMATION REPORTED MUST BE BASED ON DATA COLLECTED THROUGH ANALYSIS CONDUCTED USING 40 CFR PART 136 METHODS. IN ADDITION, THIS DATA MUST COMPLY WITH QA/QC REQUIREMENTS OF 40 CFR PART 136 AND OTHER APPROPRIATE QA/QC REQUIREMENTS FOR STANDARD METHODS FOR ANALYTES NOT ADDRESSED BY 40 CFR PART 136.

PARAMETER	MAXIMUM DAILY VALUE		AVERAGE DAILY VALUE		
	VALUE	UNITS	VALUE	UNITS	NO. OF SAMPLES
pH (Minimum)	<i>7.0</i>	S.U.		S.U.	<i>51</i>
pH (Maximum)	<i>9.94</i>	S.U.		S.U.	<i>51</i>
FLOW RATE	<i>.112</i>	MGD	<i>.654</i>	MGD	<i>20</i>
TEMPERATURE (Winter)		°C		°C	
TEMPERATURE (Summer)		°C		°C	

*For pH report a minimum and a maximum daily value.

POLLUTANT	MAXIMUM DAILY DISCHARGE		AVERAGE DAILY DISCHARGE			ANALYTICAL METHOD	ML/MDL
	CONC.	UNITS	CONC.	UNITS	NO. OF SAMPLES		

Conventional and Nonconventional Compounds

BIOCHEMICAL OXYGEN DEMAND (Report One)	BOD ₅	<i>104</i>	mg/L	<i>32</i>	mg/L	<i>51</i>		
	CBOD ₅		mg/L		mg/L			
FECAL COLIFORM	<i>300</i>	#/100 mL	<i>73.9</i>	#/100 mL	<i>9</i>			<i>1</i>
TOTAL SUSPENDED SOLIDS (TSS)	<i>122</i>	mg/L	<i>60</i>	mg/L	<i>51</i>			
AMMONIA (AS N)	<i>18.4</i>	mg/L	<i>3.3</i>	mg/L	<i>31</i>			
CHLORINE (TOTAL RESIDUAL, TRC)		mg/L		mg/L				
DISSOLVED OXYGEN		mg/L		mg/L				
TOTAL KJELDAHL NITROGEN (TKN)		mg/L		mg/L				
NITRATE PLUS NITRITE NITROGEN		mg/L		mg/L				
OIL AND GREASE	<i>21</i>	mg/L	<i>3.4</i>	mg/L	<i>41</i>			
PHOSPHORUS (TOTAL)		mg/L		mg/L				
TOTAL DISSOLVE SOLIDS (TDS)		mg/L		mg/L				
OTHER		mg/L		mg/L				

END OF PART B

PART C - CERTIFICATION

30. CERTIFICATION

All applicants must complete the Certification Section. This certification must be signed by an officer of the company or city official. All applicants must complete all applicable sections as explained in the Application Overview. By signing this certification statement, applicants confirm that they have reviewed the entire form and have completed all sections that apply to the facility for which this application is submitted.

ALL APPLICANTS MUST COMPLETE THE FOLLOWING CERTIFICATION.

I certify under penalty of law that this document and all attachments were prepared under my direction or supervision in accordance with a system designed to assure that qualified personnel properly gather and evaluate the information submitted. Based on my inquiry of the person or persons who manage the system or those persons directly responsible for gathering the information, the information is, to the best of my knowledge and belief, true, accurate and complete. I am aware that there are significant penalties for submitting false information, including the possibility of fine and imprisonment for knowing violations.

PRINTED NAME AND OFFICIAL TITLE (MUST BE AN OFFICER OF THE COMPANY OR CITY OFFICIAL)

Phil Adams Public Works

SIGNATURE

Phil Adams

TELEPHONE NUMBER WITH AREA CODE

816-770-3607 or 816-496-5512

DATE SIGNED

8-10-12

Upon request of the permitting authority, you must submit any other information necessary to assess wastewater treatment practices at the treatment works or identify appropriate permitting requirements.

For Design Flows Less than 1 Million Gallons Per Day,
Send Completed Form to:

Appropriate Regional Office

Map of regional offices with addresses and phone numbers is available on the Web at www.dnr.mo.gov/regions/ro-map.pdf.

For Design Flows of 1 Million Gallons Per Day or Greater,
Send Completed Form to:

Department of Natural Resources
Water Protection Program
ATTN: NPDES Permits and Engineering Section
P.O. Box 176
Jefferson City, MO 65102

END OF PART C.

REFER TO THE APPLICATION OVERVIEW TO DETERMINE WHICH OTHER PARTS OF FORM B2 YOU MUST COMPLETE.

Do not complete the remainder of this application, unless:

1. Your facility design flow is equal to or greater than 1,000,000 gallons per day.
2. Your facility is a pretreatment treatment works.
3. Your facility is a combined sewer system.

Submittal of an incomplete application may result in the application being returned. Permit fees for returned applications shall be forfeited. Permit fees for applications being processed by the department that are withdrawn by the applicant shall be forfeited.

MAKE ADDITIONAL COPIES OF THIS FORM FOR EACH OUTFALL.

FACILITY NAME	PERMIT NO. MO-	OUTFALL NO.
---------------	-------------------	-------------

PART D – EXPANDED EFFLUENT TESTING DATA

40. EXPANDED EFFLUENT TESTING DATA

Refer to the supplemental application information to determine whether Part D applies to the treatment works.

40.1 EFFLUENT TESTING: IF THE TREATMENT WORKS HAS A DESIGN FLOW GREATER THAN OR EQUAL TO 1 MILLION GALLONS PER DAY OR IT HAS (OR IS REQUIRED TO HAVE) A PRETREATMENT PROGRAM, OR IS OTHERWISE REQUIRED BY THE PERMITTING AUTHORITY TO PROVIDE THE DATA, THEN PROVIDE EFFLUENT TESTING DATA FOR THE FOLLOWING POLLUTANTS. PROVIDE THE INDICATED EFFLUENT TESTING INFORMATION FOR EACH OUTFALL THROUGH WHICH EFFLUENT IS DISCHARGED. DO NOT INCLUDE INFORMATION ON COMBINED SEWER OVERFLOWS IN THIS SECTION. ALL INFORMATION REPORTED MUST BE BASED ON DATA COLLECTED THROUGH ANALYSIS CONDUCTED USING 40 CFR PART 136 METHODS. IN ADDITION, THIS DATA MUST COMPLY WITH QA/QC REQUIREMENTS OF 40 CFR PART 136 AND OTHER APPROPRIATE QA/QC REQUIREMENTS FOR STANDARD METHODS FOR ANALYTES NOT ADDRESSED BY 40 CFR PART 136. INDICATE IN THE BLANK ROWS PROVIDED BELOW ANY DATA YOU MAY HAVE ON POLLUTANTS NOT SPECIFICALLY LISTED IN THIS FORM. EFFLUENT TESTING MUST NOT BE MORE THAN FOUR AND ONE-HALF YEARS OLD.

OUTFALL NUMBER (Complete Once for Each Outfall Discharging Effluent to Waters of the State.)

POLLUTANT	MAXIMUM DAILY DISCHARGE				AVERAGE DAILY DISCHARGE					ANALYTICAL METHOD	ML/MDL	
	CONC	UNITS	MASS	UNITS	CONC	UNITS	MASS	UNITS	NO. OF SAMPLES			
METALS (TOTAL RECOVERABLE), CYANIDE, PHENOLS AND HARDNESS												
ANTIMONY												
ARSENIC												
BERYLLIUM												
CADMIUM												
CHROMIUM												
COPPER												
LEAD												
MERCURY												
NICKEL												
SELENIUM												
SILVER												
THALLIUM												
ZINC												
CYANIDE												
TOTAL PHENOLIC COMPOUNDS												
HARDNESS (as CaCO ₃)												

USE THIS SPACE (OR A SEPARATE SHEET) TO PROVIDE INFORMATION ON OTHER METALS REQUESTED BY THE PERMIT WRITER.

FACILITY NAME	PERMIT NO. MO-	OUTFALL NO.
---------------	-------------------	-------------

PART D - EXPANDED EFFLUENT TESTING DATA (CONTINUED)

40.1 EXPANDED EFFLUENT TESTING DATA (CONTINUED)

Complete Once for Each Outfall Discharging Effluent to Waters of the State.

POLLUTANT	MAXIMUM DAILY DISCHARGE				AVERAGE DAILY DISCHARGE					ANALYTICAL METHOD	ML/MDL	
	CONC	UNITS	MASS	UNITS	CONC	UNITS	MASS	UNITS	NO. OF SAMPLES			
VOLATILE ORGANIC COMPOUNDS												
ACROLEIN												
ACRYLONITRILE												
BENZENE												
BROMOFORM												
CARBON TETRACHLORIDE												
CHLOROBENZENE												
CHLORODIBROMO-METHANE												
CHLOROETHANE												
2-CHLORO-ETHYLVINYL ETHER												
CHLOROFORM												
DICHLOROBROMO-METHANE												
1,1-DICHLORO-ETHANE												
1,2-DICHLORO-ETHANE												
TRANS-1,2-DICHLOROETHYLENE												
1,1-DICHLORO-ETHYLENE												
1,2-DICHLORO-PROPANE												
1,3-DICHLORO-PROPYLENE												
ETHYLBENZENE												
METHYL BROMIDE												
METHYL CHLORIDE												
METHYLENE CHLORIDE												
1,1,2,2-TETRACHLOROETHANE												
TETRACHLORO-ETHANE												
TOLUENE												
3,4-BENZO-FLUORANTHENE												
BENZO(GH) PHERYLENE												
BENZO(K) FLUORANTHENE												

FACILITY NAME	PERMIT NO. MO-	OUTFALL NO.
---------------	-------------------	-------------

PART D - EXPANDED EFFLUENT TESTING DATA (CONTINUED)

40.1 EXPANDED EFFLUENT TESTING DATA (CONTINUED)

Complete Once for Each Outfall Discharging Effluent to Waters of the State.

POLLUTANT	MAXIMUM DAILY DISCHARGE				AVERAGE DAILY DISCHARGE					ANALYTICAL METHOD	ML/MDL	
	CONC	UNITS	MASS	UNITS	CONC	UNITS	MASS	UNITS	NO. OF SAMPLES			
BIS (2-CHLOROTHOXY) METHANE												
BIS (2-CHLOROETHYL) - ETHER												
BIS (2-ETHYLHEXYL) PHTHALATE												
4-BROMOPHENYL PHENYL ETHER												
BUTYL BENZYL PHTHALATE												
2-CHLORONAPH-THALENE												
4-CHLORPHENYL PHENYL ETHER												
CHRYSENE												
DI-N-BUTYL PHTHALATE												
DEBENZO (A,H) ANTHRACENE												
1,2-DICHLORO-BENZENE												
1,3-DICHLORO-BENZENE												
1,4-DICHLORO-BENZENE												
3,3-DICHLORO-BENZIDINE												
DIETHYL PHTHALATE												
DIMETHYL PHTHALATE												
2,4-DINITRO-TOLUENE												
2,6-DINITRO-TOLUENE												
1,2-DIPHENYL-HYDRAZINE												
1,1,1-TRICHLORO-ETHANE												
1,1,2-TRICHLORO-ETHANE												
TRICHLORETHYLENE												
VINYL CHLORIDE												
USE THIS SPACE (OR A SEPARATE SHEET) TO PROVIDE INFORMATION ON OTHER VOLATILE ORGANIC COMPOUNDS REQUESTED BY THE PERMIT WRITER												

FACILITY NAME	PERMIT NO. MO-	OUTFALL NO.
---------------	-------------------	-------------

PART D - EXPANDED EFFLUENT TESTING DATA (CONTINUED)

40.1 EXPANDED EFFLUENT TESTING DATA (CONTINUED)

Complete Once for Each Outfall Discharging Effluent to Waters of the State.

POLLUTANT	MAXIMUM DAILY DISCHARGE				AVERAGE DAILY DISCHARGE					ANALYTICAL METHOD	ML/MDL	
	CONC	UNITS	MASS	UNITS	CONC	UNITS	MASS	UNITS	NO. OF SAMPLES			
ACID-EXTRACTABLE COMPOUNDS												
P-CHLORO-M-CRESOL												
2-CHLOROPHENOL												
2,4-DICHLOROPHENOL												
2,4-DIMETHYLPHENOL												
4,6-DINITRO-O-CRESOL												
2,4-DINITROPHENOL												
2-NITROPHENOL												
4-NITROPHENOL												
PENTACHLOROPHENOL												
PHENOL												
2,4,6-TRICHLOROPHENOL												

USE THIS SPACE (OR A SEPARATE SHEET) TO PROVIDE INFORMATION ON OTHER ACID-EXTRACTABLE COMPOUNDS REQUESTED BY THE PERMIT WRITER.

FACILITY NAME	PERMIT NO. MO-	OUTFALL NO.
---------------	-------------------	-------------

PART D – EXPANDED EFFLUENT TESTING DATA (CONTINUED)

40.1 EXPANDED EFFLUENT TESTING DATA (CONTINUED)

POLLUTANT	MAXIMUM DAILY DISCHARGE				AVERAGE DAILY DISCHARGE					ANALYTICAL METHOD	ML/MDL
	CONC	UNITS	MASS	UNITS	CONC	UNITS	MASS	UNITS	NO. OF SAMPLES		
BASE-NEUTRAL COMPOUNDS											
ACENAPHTHENE											
ACENAPHTHYLENE											
ANTHRACENE											
BENZIDINE											
BENZO(A)ANTHRACENE											
BENZO(A)PYRENE											
FLUORANTHENE											
FLUORENE											
HEXACHLOROBENZENE											
HEXACHLOROCYCLO-PENTADIENE											
HEXACHLOROETHANE											
INDENO (1,2,3-CD) PYRENE											
ISOPHORONE											
NAPHTHALENE											
NITROBENZENE											
N-NITROSODI-PROPYLAMINE											
N-NITROSODI-METHYLAMINE											
N-NITROSODI-PHENYLAMINE											
PHENANTHRENE											
PYRENE											
1,2,4-TRICHLOROBENZENE											

USE THIS SPACE (OR SEPARATE SHEET) TO PROVIDE INFORMATION ON OTHER BASE-NEUTRAL COMPOUNDS REQUESTED BY THE PERMIT WRITER.

END OF PART D

REFER TO THE APPLICATION OVERVIEW TO DETERMINE WHICH OTHER PARTS OF FORM B2 YOU MUST COMPLETE.

MO 780-1805 (09-08)

MAKE ADDITIONAL COPIES OF THIS FORM FOR EACH OUTFALL.

FACILITY NAME	PERMIT NO. MO-	OUTFALL NO. 1
---------------	-------------------	------------------

PART E - TOXICITY TESTING DATA

50. TOXICITY TESTING DATA

Refer to the Supplemental Application Information to determine whether Part E applies to the treatment works.

Publicly owned treatment works, or POTWS, meeting one or more of the following criteria must provide the results of whole effluent toxicity tests for acute or chronic toxicity for each of the facility's discharge points.

- A. POTWS with a design flow rate greater than or equal to 1 million gallons per day.
- B. POTWS with a pretreatment program (or those that are required to have one under 40 CFR Part 403).
- C. POTWS required by the permitting authority to submit data for these parameters
 - ◆ At a minimum, these results must include quarterly testing for a 12-month period within the past one year using multiple species (minimum of two species), or the results from four tests performed at least annually in the four and one-half years prior to the application, provided the results show no appreciable toxicity, and testing for acute or chronic toxicity, depending on the range of receiving water dilution. Do not include information about combined sewer overflows in this section. All information reported must be based on data collected through analysis conducted using 40 CFR Part 136 methods. In addition, this data must comply with QA/QC requirements of 40 CFR Part 136 and other appropriate QA/QC requirements for standard methods for analytes not addressed by 40 CFR Part 136.
 - ◆ If EPA methods were not used, report the reason for using alternative methods. If test summaries are available that contain all of the information requested below, they may be submitted in place of Part E. If no biomonitoring data is required, do not complete Part E. Refer to the application overview for directions on which other sections of the form to complete.

50.1 REQUIRED TESTS. INDICATE THE NUMBER OF WHOLE EFFLUENT TOXICITY TESTS CONDUCTED IN THE PAST FOUR AND ONE-HALF YEARS.

CHRONIC	ACUTE
---------	-------

INDIVIDUAL TEST DATA. Complete the following chart for the last three whole effluent toxicity tests. Allow one column per test (where each species constitutes a test). Copy this page if more than three tests are being reported.

	MOST RECENT	2 ND MOST RECENT	3 RD MOST RECENT
A. TEST INFORMATION			
TEST NUMBER			
TEST SPECIES AND TEST METHOD NUMBER			
AGE AT INITIATION OF TEST			
OUTFALL NUMBER			
DATES SAMPLE COLLECTED			
DATE TEST STARTED			
DURATION			
B. GIVE TOXICITY TEST METHODS FOLLOWED			
MANUAL TITLE			
EDITION NUMBER AND YEAR OF PUBLICATION			
PAGE NUMBER(S)			
C. GIVE THE SAMPLE COLLECTION METHOD(S) USED. FOR MULTIPLE GRAB SAMPLES, INDICATE THE NUMBER OF GRAB SAMPLES USED.			
24-HOUR COMPOSITE			
GRAB			
D. INDICATE WHERE THE SAMPLE WAS TAKEN IN RELATION TO DISINFECTION. (CHECK ALL THAT APPLY FOR EACH)			
BEFORE DISINFECTION	<input type="checkbox"/>	<input type="checkbox"/>	<input type="checkbox"/>
AFTER DISINFECTION	<input type="checkbox"/>	<input type="checkbox"/>	<input type="checkbox"/>
AFTER DECHLORINATION	<input type="checkbox"/>	<input type="checkbox"/>	<input type="checkbox"/>
E. DESCRIBE THE POINT IN THE TREATMENT PROCESS AT WHICH THE SAMPLE WAS COLLECTED			
SAMPLE WAS COLLECTED			
F. FOR EACH TEST, INCLUDE WHETHER THE TEST WAS INTENDED TO ASSESS CHRONIC TOXICITY, ACUTE TOXICITY OR BOTH.			
CHRONIC TOXICITY	<input type="checkbox"/>	<input type="checkbox"/>	<input type="checkbox"/>
ACUTE TOXICITY	<input type="checkbox"/>	<input type="checkbox"/>	<input type="checkbox"/>
G. PROVIDE THE TYPE OF TEST PERFORMED			
STATIC	<input type="checkbox"/>	<input type="checkbox"/>	<input type="checkbox"/>
STATIC STATIC-RENEWAL	<input type="checkbox"/>	<input type="checkbox"/>	<input type="checkbox"/>
FLOW-THROUGH	<input type="checkbox"/>	<input type="checkbox"/>	<input type="checkbox"/>
H. SOURCE OF DILUTION WATER. IF LABORATORY WATER, SPECIFY TYPE; IF RECEIVING WATER, SPECIFY SOURCE			
LABORATORY WATER			
RECEIVING WATER			

FACILITY NAME	PERMIT NO. MO-	OUTFALL NO.
---------------	-------------------	-------------

PART E – TOXICITY TESTING DATA (CONTINUED)

50.1 WHOLE EFFLUENT TOXICITY TESTS DATA (CONTINUED)

	MOST RECENT	2 ND MOST RECENT	3 RD MOST RECENT
--	-------------	-----------------------------	-----------------------------

I. TYPE OF DILUTION WATER, IF SALT WATER, SPECIFY "NATURAL" OR TYPE OF ARTIFICIAL SEA SALTS OR BRINE USED.

FRESH WATER			
SALT WATER			

J. GIVE THE PERCENTAGE EFFLUENT USED FOR ALL CONCENTRATIONS IN THE TEST SERIES.

K. PARAMETERS MEASURED DURING THE TEST. (STATE WHETHER PARAMETER MEETS TEST METHOD SPECIFICATIONS)

pH			
SALINITY			
TEMPERATURE			
AMMONIA			
DISSOLVED OXYGEN			

L. TEST RESULTS

ACUTE:

PERCENT IN SURVIVAL IN 100% EFFLUENT			
LC ₅₀			
95% C.I.			
CONTROL PERCENT SURVIVAL			
OTHER (DESCRIBE)			

CHRONIC:

NOEC			
IC ₂₅			
CONTROL PERCENT SURVIVAL			
OTHER (DESCRIBE)			

M. QUALITY CONTROL ASSURANCE

IS REFERENCE TOXICANT DATA AVAILABLE?			
WAS REFERENCE TOXICANT TEST WITHIN ACCEPTABLE BOUNDS?			
WHAT DATE WAS REFERENCED TOXICANT TEST RUN (MM/DD/YYYY)?			
OTHER (DESCRIBE)			

50.2 TOXICITY REDUCTION EVALUATION

Is the treatment works involved in a toxicity reduction evaluation? Yes No

If yes, describe:

--

50.3 SUMMARY OF SUBMITTED BIOMONITORING TEST INFORMATION

If you have submitted biomonitoring test information, or information regarding the cause of toxicity, within the past four and one-half years, provide the dates the information was submitted to the permitting authority and a summary of the results.

Date Submitted (MM/DD/YYYY)

--

Summary of Results (See Instructions)

--

END OF PART E

REFER TO THE APPLICATION OVERVIEW TO DETERMINE WHICH OTHER PARTS OF FORM B2 YOU MUST COMPLETE.

MAKE ADDITIONAL COPIES OF THIS FORM FOR EACH OUTFALL.			
FACILITY NAME	PERMIT NO. MO-	OUTFALL NO.	
PART F – INDUSTRIAL USER DISCHARGES AND RCRA/CERCLA WASTES			
60. INDUSTRIAL USER DISCHARGES AND RCRA/CERCLA WASTES			
Refer to the Supplemental Application Information to determine whether Part F applies to the treatment works.			
All treatment works receiving discharges from significant industrial users or which receive RCRA, CERCLA, or other remedial wastes must complete this form.			
GENERAL INFORMATION			
60.1 PRETREATMENT PROGRAM			
Does the treatment works have, or is it subject to, an approved pretreatment program?			
<input type="checkbox"/> Yes <input type="checkbox"/> No			
60.2 NUMBER OF NON-CATEGORICAL SIGNIFICANT INDUSTRIAL USERS, or SIUs AND CATEGORICAL INDUSTRIAL USERS, or CIUs. PROVIDE THE NUMBER OF EACH OF THE FOLLOWING TYPES OF INDUSTRIAL USERS THAT DISCHARGE TO THE TREATMENT WORKS.			
A. Number of Non-Categorical SIUs	B. Number of CIUs		
60.3 SIGNIFICANT INDUSTRIAL USER INFORMATION			
Supply the following information for each SIU. If more than one SIU discharges to the treatment works, provide the information requested for each. Submit additional pages as necessary.			
NAME			
MAILING ADDRESS		CITY	STATE ZIP
60.4 INDUSTRIAL PROCESSES			
DESCRIBE ALL OF THE INDUSTRIAL PROCESSES THAT AFFECT OR CONTRIBUTE TO THE SIU'S DISCHARGE.			
60.5 PRINCIPAL PRODUCT(S) AND RAW MATERIAL (S)			
Describe all of the principle processes and raw materials that affect or contribute to the SIU's discharge.			
PRINCIPAL PRODUCT(S)			
RAW MATERIAL(S)			
60.6 FLOW RATE			
A. PROCESS WASTEWATER FLOW RATE. Indicate the average daily volume of process wastewater discharged into the collection system in gallons per day, or gpd, and whether the discharge is continuous or intermittent.			
gpd <input type="checkbox"/> Continuous <input type="checkbox"/> Intermittent			
B. NON-PROCESS WASTEWATER FLOW RATE. Indicate the average daily volume of non-process wastewater discharged into the collection system in gallons per day, or gpd, and whether the discharge is continuous or intermittent.			
C. gpd <input type="checkbox"/> Continuous <input type="checkbox"/> Intermittent			
60.7 PRETREATMENT STANDARDS			
Indicate whether the SIU is subject to the following			
A. Local Limits	<input type="checkbox"/> Yes	<input type="checkbox"/> No	
B. Categorical Pretreatment Standards	<input type="checkbox"/> Yes	<input type="checkbox"/> No	
If subject to categorical pretreatment standards, which category and subcategory?			
60.8 PROBLEMS AT THE TREATMENT WORKS ATTRIBUTED TO WASTE DISCHARGED BY THE SIU			
Has the SIU caused or contributed to any problems (e.g., upsets, interference) at the treatment works in the past three years?			
<input type="checkbox"/> Yes <input type="checkbox"/> No If Yes, describe each episode			

MAKE ADDITIONAL COPIES OF THIS FORM FOR EACH OUTFALL.

FACILITY NAME	PERMIT NO. MO-	OUTFALL NO. 1
---------------	-------------------	------------------

PART F - INDUSTRIAL USER DISCHARGES AND RCRA/CERCLA WASTES (CONTINUED)

60.9 RCRA HAZARDOUS WASTE RECEIVED BY TRUCK, RAIL, OR DEDICATED PIPELINE

RCRA WASTE. Does the treatment works receive or has it in the past three years received RCRA hazardous waste by truck, rail or dedicated pipe?
 Yes No

WASTE TRANSPORT. Method by which RCRA waste is received. (Check all that apply)
 Truck Rail Dedicated Pipe

WASTE DESCRIPTION. Give EPA hazardous waste number and amount (volume or mass, specify units).

EPA HAZARDOUS WASTE NUMBER	AMOUNT	UNITS

60.10 CERCLA, OR SUPERFUND, WASTEWATER, RCRA REMEDIATION/CORRECTIVE ACTION WASTEWATER AND OTHER REMEDIAL ACTIVITY WASTEWATER

REMEDIAL WASTE. Does the treatment works currently (or has it been notified that it will) receive waste from remedial activities?
 Yes No Provide a list of sites and the requested information for each current and future site.

60.11 WASTE ORIGIN

Describe the site and type of facility at which the CERCLA/RCRA/or other remedial waste originates (or is expected to originate in the next five years).

60.12 POLLUTANTS

List the hazardous constituents that are received (or are expected to be received). included data on volume and concentration, if known. (Attach additional sheets if necessary)

60.13 WASTE TREATMENT

A. Is this waste treated (or will it be treated) prior to entering the treatment works?
 Yes No

If Yes, describe the treatment (provide information about the removal efficiency):

B. Is the discharge (or will the discharge be) continuous or intermittent?
 Continuous Intermittent


If intermittent, describe the discharge schedule:

END OF PART F

REFER TO THE APPLICATION OVERVIEW TO DETERMINE WHICH OTHER PARTS OF FORM B2 YOU MUST COMPLETE.

MO 780-1805 (09-08)

MAKE ADDITIONAL COPIES OF THIS FORM FOR EACH OUTFALL.		
FACILITY NAME	PERMIT NO. MO-	OUTFALL NO.
PART G -- COMBINED SEWER SYSTEMS		
70. COMBINED SEWER SYSTEMS (COMPLETE THIS PART IF THE TREATMENT WORKS HAS A COMBINED SEWER SYSTEM.)		
Refer to the Supplemental Application Information to determine whether Part G applies to the treatment works.		
70.1 SYSTEM MAP		
Provide a map indicating the following: (May be included with basic application information.)		
A. All CSO Discharges.		
B. Sensitive Use Areas Potentially Affected by CSOs. (e.g., beaches, drinking water supplies, shellfish beds, sensitive aquatic ecosystems and Outstanding Natural Resource Waters.)		
C. Waters that Support Threatened and Endangered Species Potentially Affected by CSOs.		
70.2 SYSTEM DIAGRAM		
Provide a diagram, either in the map provided above or on a separate drawing, of the Combined Sewer Collection System that includes the following information:		
A. Locations of Major Sewer Trunk Lines, Both Combined and Separate Sanitary.		
B. Locations of Points where Separate Sanitary Sewers Feed into the Combined Sewer System.		
C. Locations of In-Line or Off-Line Storage Structures.		
D. Locations of Flow-Regulating Devices.		
E. Locations of Pump Stations.		
70.3 PERCENT OF COLLECTION SYSTEM THAT IS COMBINED SEWER		
70.4 POPULATION SERVED BY COMBINED SEWER COLLECTION SYSTEM		
70.5 NAME OF ANY SATELLITE COMMUNITY WITH COMBINED SEWER COLLECTION SYSTEM		
70.6 CSO OUTFALLS. COMPLETE THE FOLLOWING ONCE FOR EACH CSO DISCHARGE POINT		
70.7 DESCRIPTION OF OUTFALL		
A. Outfall Number		
B. Location		
C. Distance from Shore (if applicable) _____ ft		D. Depth Below Surface (if applicable) _____ ft
E. Which of the following were monitored during the last year for this CSO?		
<input type="checkbox"/> Rainfall <input type="checkbox"/> CSO Pollutant Concentrations <input type="checkbox"/> CSO <input type="checkbox"/> CSO Flow Volume <input type="checkbox"/> Receiving Water Quality		
F. How many storm events were monitored last year?		
70.8 CSO EVENTS		
A. Give the Number of CSO Events in the Last Year _____ Events <input type="checkbox"/> Actual <input type="checkbox"/> Approximate		B. Give the Average Duration Per CSO Event _____ Hours <input type="checkbox"/> Actual <input type="checkbox"/> Approximate
C. Give the Average Volume Per CSO Event _____ Million Gallons <input type="checkbox"/> Actual <input type="checkbox"/> Approximate		D. GIVE THE MINIMUM RAINFALL THAT CAUSED A CSO EVENT IN THE LAST YEAR _____ INCHES OF RAINFALL
70.9 DESCRIPTION OF RECEIVING WATERS		
A. Name of Receiving Water		
B. Name of Watershed/River/Stream System		U.S. Soil Conservation Service 14-Digit Watershed Code (If Known)
Name of State Management/River Basin		U.S. Geological Survey 8- Digit Hydrologic Cataloging Unit Code (If Known)
70.10 CSO OPERATIONS		
Describe any known water quality impacts on the receiving water caused by this CSO (e.g., permanent or intermittent beach closings, permanent or intermittent shellfish bed closings, fish kills, fish advisories, other recreational loss, or violation of any applicable state water quality standard.)		
END OF PART G.		
REFER TO THE APPLICATION OVERVIEW TO DETERMINE WHICH OTHER PARTS OF FORM B2 YOU MUST COMPLETE.		




© 2012 Google

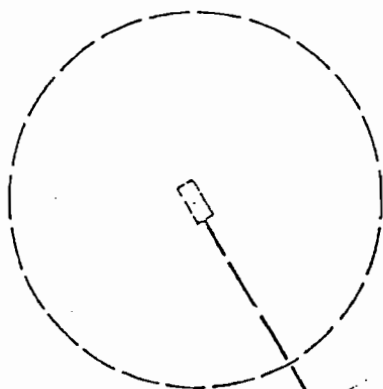
Google earth

Image © 2012 DigitalGlobe

Google earth



PRIMARY CELL
3.4 ACRES WATER
FLOOR ELEV. 714



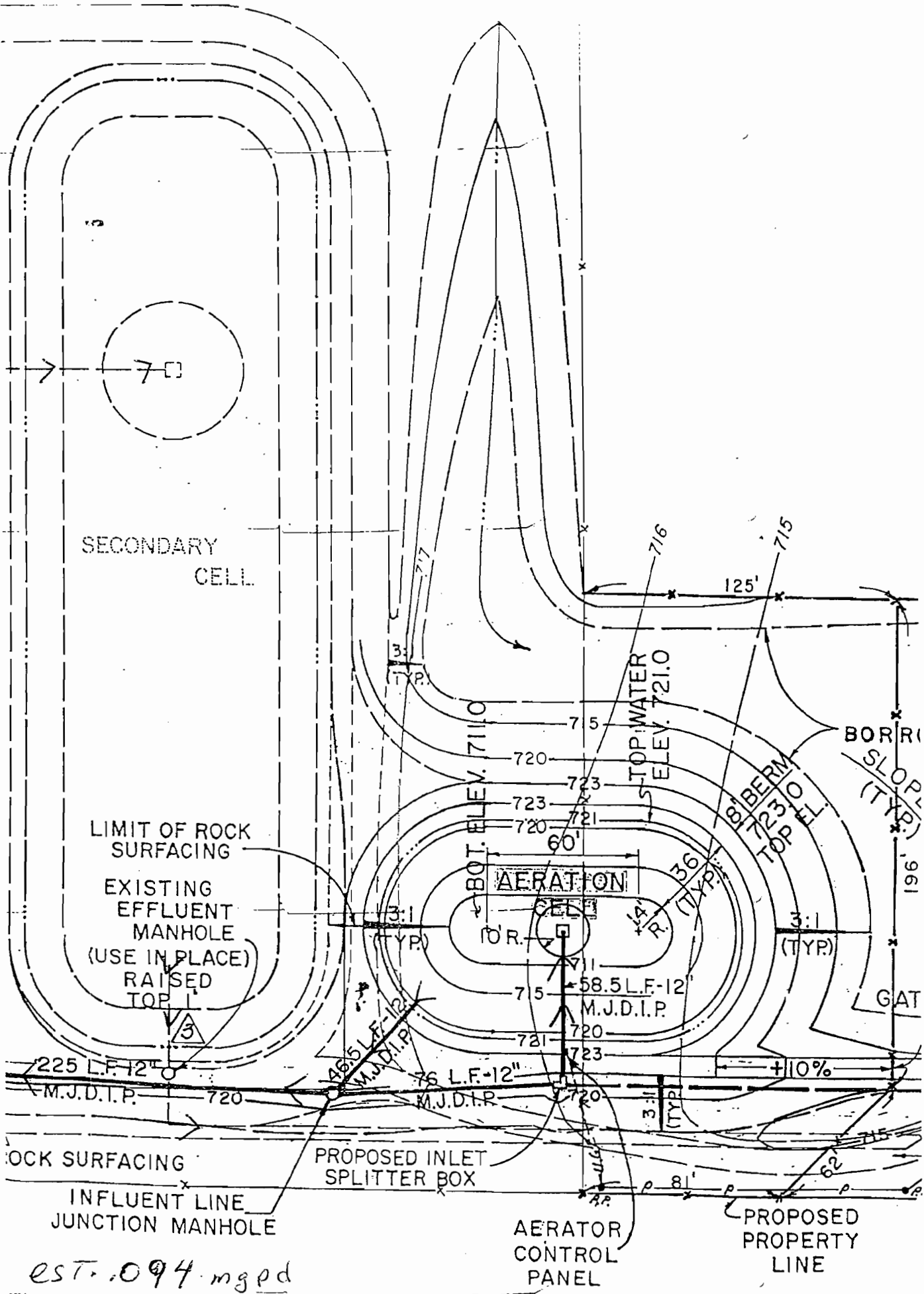
240± L.F. M.J.D.I.P.
(USE IN PLACE)

~~REMOVE EXISTING INLET STRUCTURE~~

PROPOSED INLET MANHOLE

LIMIT OF

TREATMENT FACILITY



est. 0.94 mgpd

Figure 2-5

EXISTING EFFLUENT OUTLET PIPE, ELEV. 710.1 (USE IN PLACE)

Kansas City Water Services Laboratory

2 NE 32 St Kansas City, MO 64116 Phone: (816) 513-7000 Fax: (816) 513-7001 Lab Certification # MO-00130

Submitter: City of Orrick
 Elliott Rice
 207 SW Front St
 Orrick MO 64077

Fax: (816) 496-3814
 Email:
 County: Ray ID: MO-0022918

CERTIFICATE OF ANALYSIS

Sample ID: Effluent

Collect Date: 8/30/2011
 Lab# B86844

Collect Time: 10:00:59 AM
 Project#

Collect By: Philip Niemeyer
 Sample Type: Routine

Test	Result	Units	Report			Analysis			CAS#	Qual
			Limit	MDL	DF	Date	Method			
Biochemical Oxygen Demand (BOD)	19	mg/L	2	2	1	09/04/11	SM 5210 B		QC	
Total Suspended Solids (TSS)	45	mg/L	1	1	1	08/31/11	SM 2540 D			
Total Oil and Grease	21	mg/L	2	1.4	1	09/01/11	SM 5520 B			
Fecal Coliform	40	CFU/100	10	10	10	08/30/11	SM 9222 D			
Ammonia	1.53	mg/L	.2	.13	1	09/02/11	SM 4500-NH3 C	7664-41-7		



David Greene, Laboratory Manager
 or other approved signatory

Report Date: 9/22/2011

10:27 AM

10.) Downstream Landowners

Robbie Roberts
301 East Elm
Orrick, Missouri 64077