

PROGRAM DESCRIPTION

Department of Natural Resources

Division of Environmental Quality - Water Protection Program

Program is found in the following core budget(s): Water Protection Program

1. What does this program do?

The Water Protection Program helps ensure clean and safe water for all Missourians. To help ensure safe drinking water, the program provides financial and technical assistance to public drinking water supplies, sets standards for safety and testing, issues permits and conducts enforcement actions, where necessary. Groundwater supplies the drinking water for nearly half of all Missourians. To protect this resource, the program oversees the proper construction of all wells, including water, oil and gas, exploration, heat pump and monitoring wells. Clean water is also part of a healthy economy. The program protects Missouri's surface and groundwater for recreational, farming and industrial uses including fishing, swimming, livestock watering and irrigation. To help ensure clean water, the program classifies water bodies, establishes safe levels to protect the uses of each, issues permits to wastewater treatment discharges and provides technical and financial assistance to improve water quality. The program monitors the water quality of streams and lakes and develops strategies to restore impaired waters. The program permits large confined animal feeding operations. The program administers low-interest loan and grant programs to help ensure Missouri communities develop adequate water infrastructure at an affordable cost. The program also trains and certifies operators at Missouri's water supply and water treatment plants.

2. What is the authorization for this program, i.e., federal or state statute, etc.? (Include the federal program number, if applicable.)

Missouri Constitution Article III, Section 37(c), (e), (g), and (h)	Water Pollution and Stormwater Control Bonds
RSMo 640.100 through 640.140	Powers and duties of the department related to drinking water
RSMo 644.006 through 644.096 and RSMo 644.125 through 644.150	Planning, Permitting, Inspection, Remediation, Technical Assistance, Enforcement and Wastewater Operator Certification
RSMo 640.700 through 640.758	Concentrated Animal Feeding Operation
RSMo 644.101 through 644.124	Water Pollution Grants and Loans or Revolving Fund
RSMo 644.500 through 644.564	Water Pollution Bonds
RSMo 256.600-256.640	Water Well Drillers
Title 42, Chapter 6A, Subchapter XII, Part B, § 300(g)	Federal Safe Drinking Water Act

PROGRAM DESCRIPTION

Department of Natural Resources

Division of Environmental Quality - Water Protection Program

Program is found in the following core budget(s): Water Protection Program

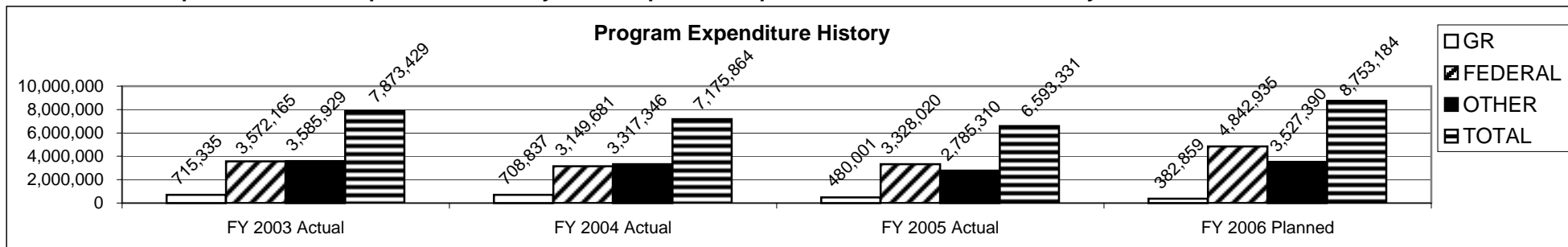
3. Are there federal matching requirements? If yes, please explain.

Clean Water Act §319(h) Non-point Source Management Grant	40% State/Local
Clean Water Act §604(b) Water Quality Management Planning Grant	100% Federal
Clean Water Act §104(b)(3) Surveys, Studies, Investigations, and Special Purpose Grants	Current grant 5% State/Local
Special Infrastructure Administration Grant	100% Federal
Drinking Water State Revolving Fund Capitalization Grant	20% State/Local
Performance Partnership Grant funds for Water Pollution	16% State
Performance Partnership Grant funds for Drinking Water	33% State
Underground Injection Control	25% State
Drinking Water Operator Training Reimbursement	100% Federal

4. Is this a federally mandated program? If yes, please explain.

Through delegation from, and agreements with, the federal Environmental Protection Agency, the Water Protection Program supports the federal Clean Water Law and the federal Safe Drinking Water Act.

5. Provide actual expenditures for the prior three fiscal years and planned expenditures for the current fiscal year.



Notes: Actual expenditures for all fiscal years are as of June 30 and do not include lapse period activities. Reorganization of the department incorporated the Wellhead Protection Program (from the Division of Geology and Land Survey) and the Operator Certification Program (from the Outreach Assistance Center) into the Water Protection Program. Core reallocations have been coded in the FY 2007 budget request. The financial data reported above does not include the actual or planned expenditures of these former programs.

6. What are the sources of the "Other" funds?

Natural Resources Protection Fund - Water Pollution Permit Fee Subaccount (0568); Natural Resources Protection Fund - Damages Subaccount (0555); Water and Wastewater Loan Fund (0649); Groundwater Protection Fund (0660); and the Safe Drinking Water Fund (0679)

PROGRAM DESCRIPTION

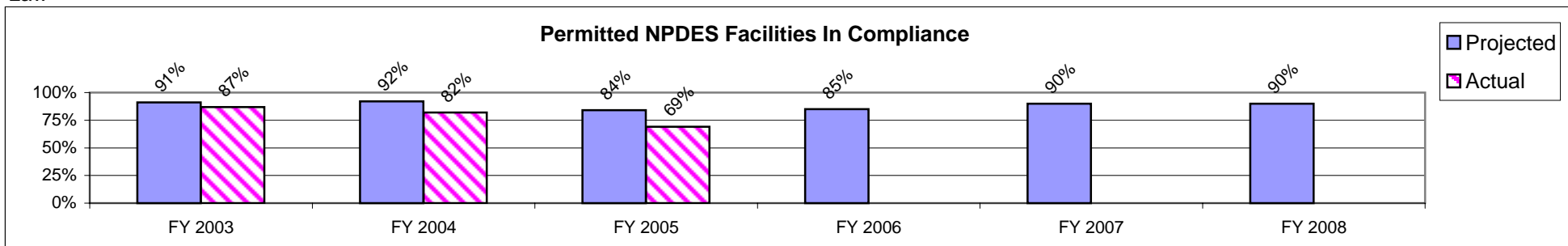
Department of Natural Resources

Division of Environmental Quality - Water Protection Program

Program is found in the following core budget(s): Water Protection Program

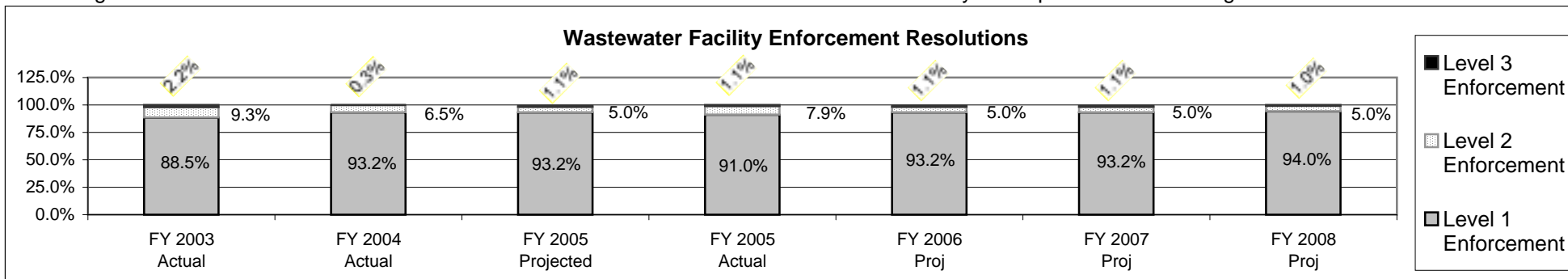
7a. Provide an effectiveness measure.

Percentage of National Pollution Discharge Elimination System (NPDES) permitted facilities inspected by the department in compliance with the Missouri Clean Water Law



Note: Due to the large number of permitted facilities and limited staff resources, a limited number of permitted facilities are inspected each year. FY 2003 - 848 facilities or 8% of all permitted facilities; FY 2004 - 837 facilities or 7.3% of all permitted facilities; FY 2005 - 759 entities or 6% of all permitted facilities.

Percentage of enforcement actions initiated for violations of the Missouri Clean Water law resolved by the department without litigation

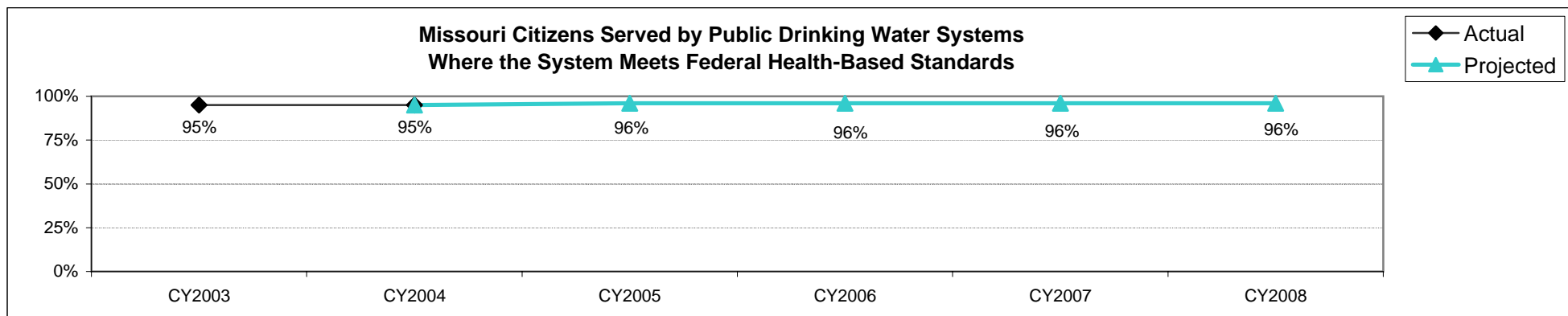


Note: Level 1 - Regional Office staff using conference, conciliation, and persuasion (as defined in RSMo 644.016(3))
 Level 2 - Program enforcement staff using settlement agreements and abatement orders
 Level 3 - Attorney General Office - Litigation

This was a new measure in FY05, therefore some prior year projections are not available.

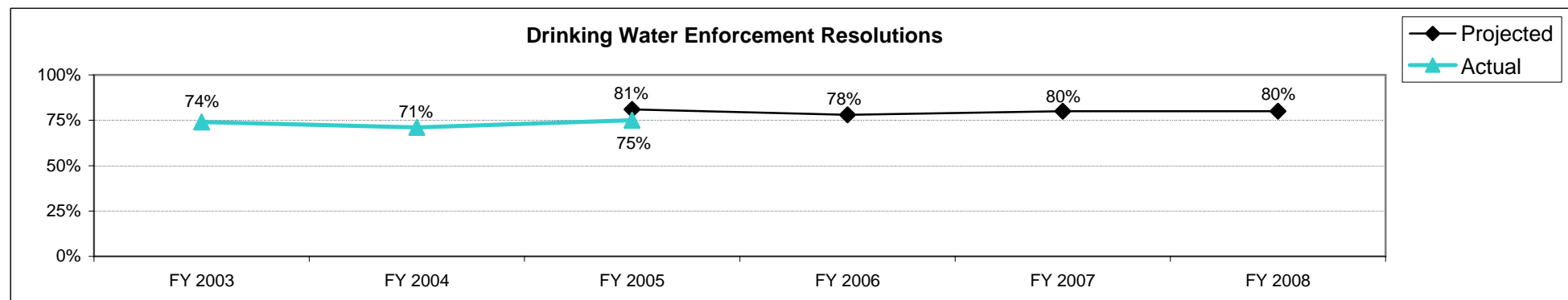
PROGRAM DESCRIPTION

Department of Natural Resources
Division of Environmental Quality - Water Protection Program
Program is found in the following core budget(s): Water Protection Program



Notes : This was a new measure in FY05, therefore some prior year projections are not available.

Percentage of permitted public drinking water supply systems that are out of compliance with state regulations, and against which enforcement actions are resolved

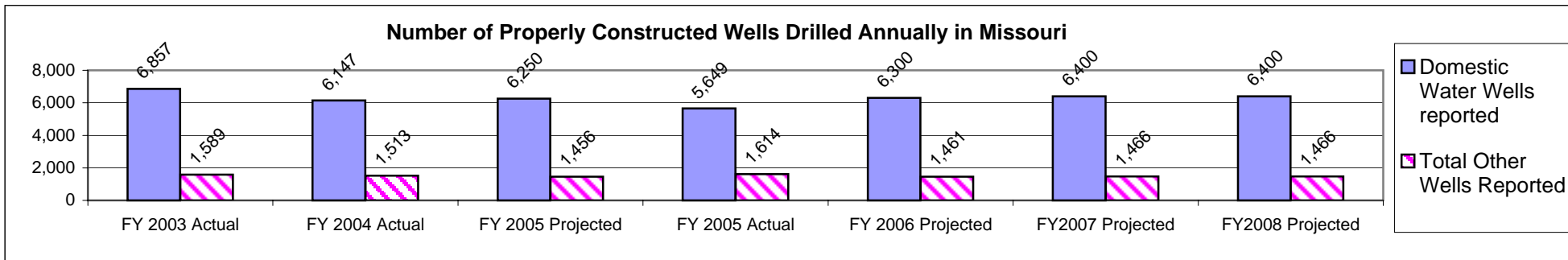


PROGRAM DESCRIPTION

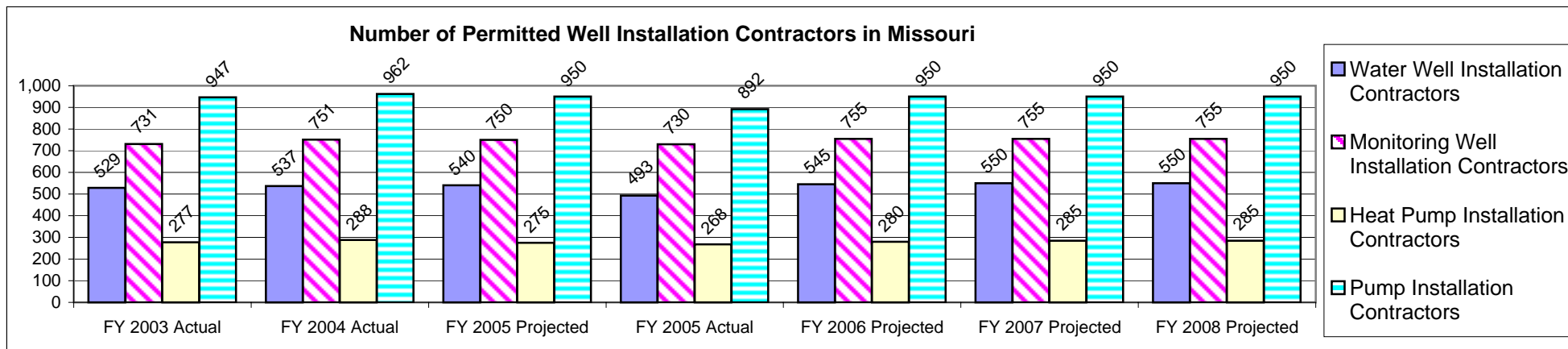
Department of Natural Resources

Division of Environmental Quality - Water Protection Program

Program is found in the following core budget(s): Water Protection Program



Note: Other wells include monitoring wells, heat pump systems, test holes, underground injection wells - all classes and oil & gas wells. This was a new measure in FY 2005, therefore some prior year projections are not available.



Note: This was a new measure in FY 2005, therefore some prior year projections are not available.

PROGRAM DESCRIPTION

Department of Natural Resources
Division of Environmental Quality - Water Protection Program
Program is found in the following core budget(s): Water Protection Program

7b. Provide an efficiency measure.

Number of permit actions for control of discharges to the waters of the state completed each fiscal year

	FY 2003 Actual	FY 2004 Actual	FY 2005 Proj	FY 2005 Actual	FY 2006 Proj	FY 2007 Proj	FY 2008 Proj
Number of NPDES facility permit actions completed	3,685	4,468	3,200	5,435	4,500	4,500	4,500
Percent of permits issued within statutory deadlines	N/A	N/A	95%	95%	98%	100%	100%

Notes : The system that has been developed to track permits in progress did not allow the program to aggregate the permit backlog. Therefore we are not able to report the percentage of permits issued within the statutory deadlines for fiscal years prior to FY 2005. Number of permit actions complete includes new permits issued, renewal of permits, permit modifications and permit terminations. NPDES is the National Pollution Discharge Elimination System permits. This was a new measure in FY2005, therefore some prior year projections are not available.

7c. Provide the number of clients/individuals served, if applicable.

	FY 2003 Actual	FY 2004 Actual	FY 2005 Actual
Community Public Water Supply Systems	1,466	1,443	1,471
Non-Community Public Water Supply Systems	1,337	1,225	1,256
Permitted Wastewater & Stormwater Entities	11,625	12,664	14,156
Water Well Inquiries	12,121	12,129	16,164
On-site Field Assistance with Well Plugging	28	31	45
Active Water & Wastewater Facility Operator Certifications *	N/A	8,856	8,416
Water & Wastewater Operator Certification Examinations Given	1,221	1,093	1,261
Number Attending Water & Wastewater Operator Training Courses	9,733	10,119	11,433

Notes: The number of active permits (permitted wastewater and stormwater entities) was computed using the number active on July 1 of each fiscal year plus those new permits added during that fiscal year. Community Public Water Supply System - serves residential areas where a minimum of 25 people live all year (i.e. towns, cities, mobile home parks, subdivisions); Non-community Public Water Supply System - serves transient population of a minimum of 25 people per day (restaurants, schools, businesses, parks, highway rest areas).

* This is total number of active operator certifications in FY 2005 and not only the number of new and renewed certificates issued during the year. Staff must service all active certified operators to ensure eligibility to maintain their certification during the 3-year lifespan of a certificate. This information is not available for FY2003.

7d. Provide a customer satisfactions measure, if available.

Not available