



MISSOURI
DEPARTMENT OF
NATURAL RESOURCES

Affordability Findings of Compliance to the Missouri Clean Water Law

Michael Abbott, Chief
Operating Permit Section
Water Protection Program

Outline

- **Affordability Findings**
 - Statutory Requirements
 - Missouri DNR's Overall Procedure
- **160 Affordability Findings Issued in 2017**
 - Geographic Distribution
 - Key Results

Revised Statutes of Missouri

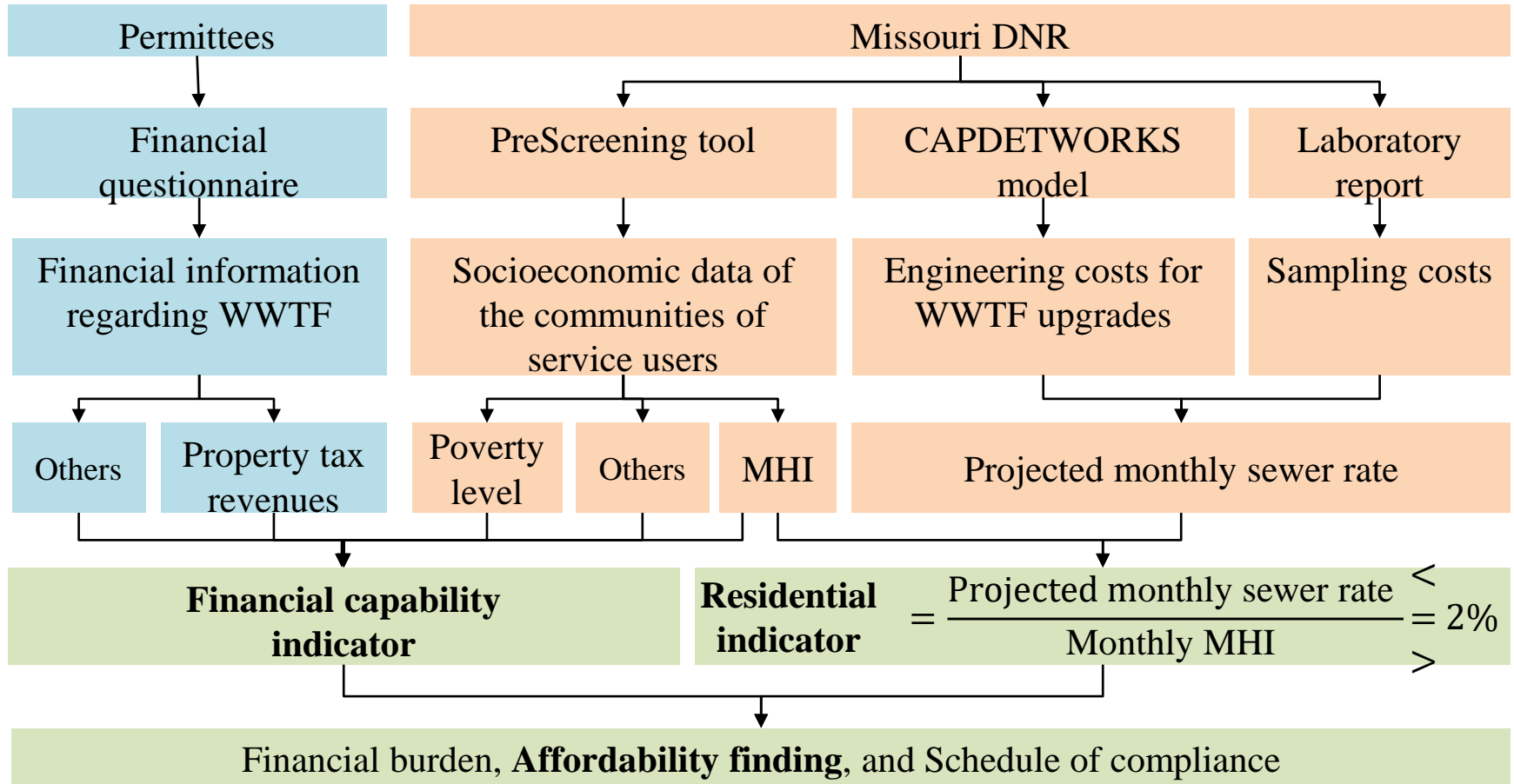
644.145.4 “The department of natural resources shall adopt procedures by which it will make **affordability findings** that evaluate the affordability of permit requirements and enforcement actions...”

644.145.9 “The department shall file an annual report by the beginning of the fiscal year...”

Revised Statutes of Missouri 644.145.3

Affordability, with respect to payment of a utility bill, is “a measure of whether an individual customer or household with an income equal to or lower than the median household income for their community can pay the bill without undue hardship or unreasonable sacrifice in the essential lifestyle or spending patterns of the individual or household...”

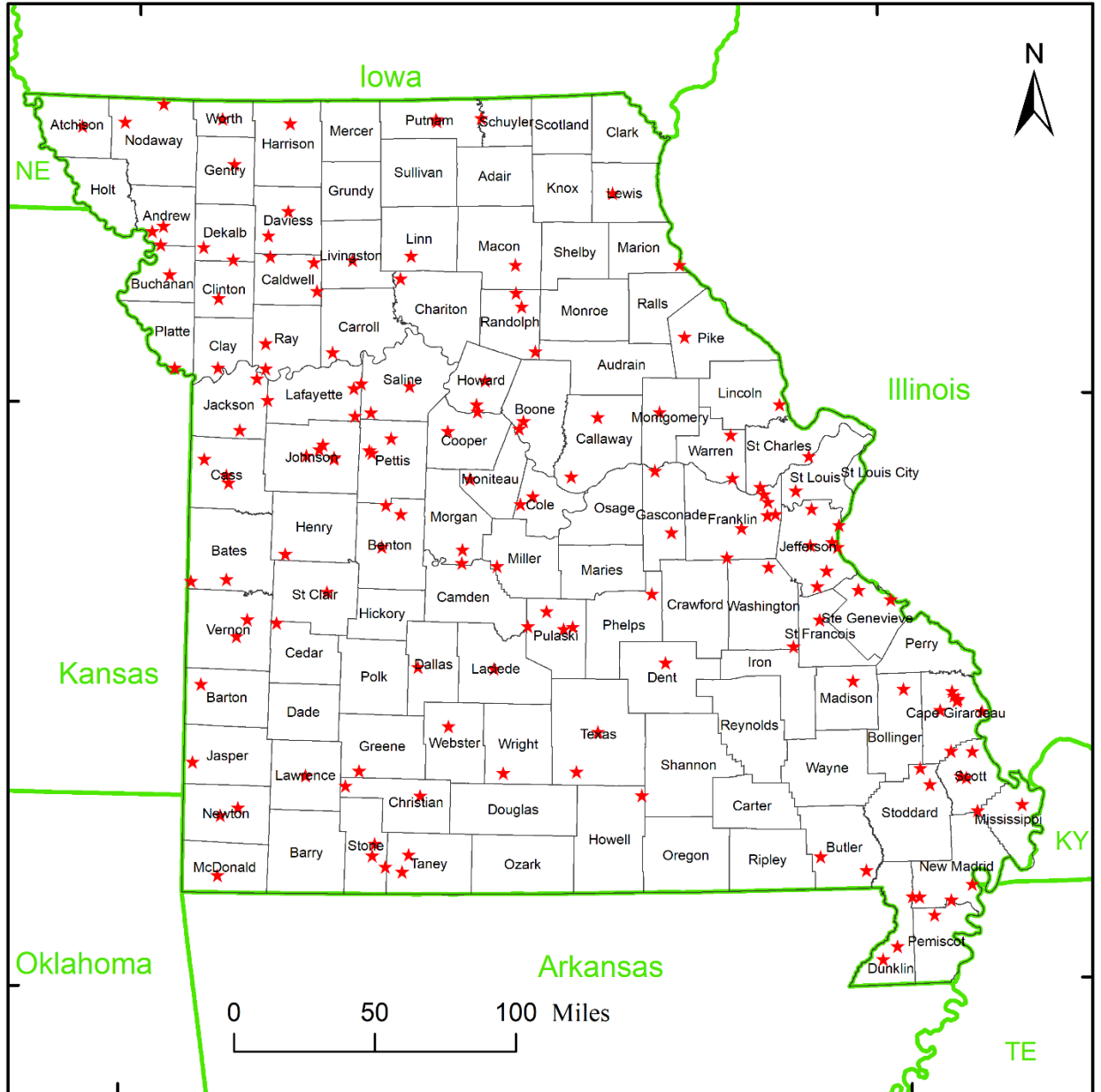
Conducting Affordability Findings



(Note: MHI = median household income; WWTF = wastewater treatment facility)



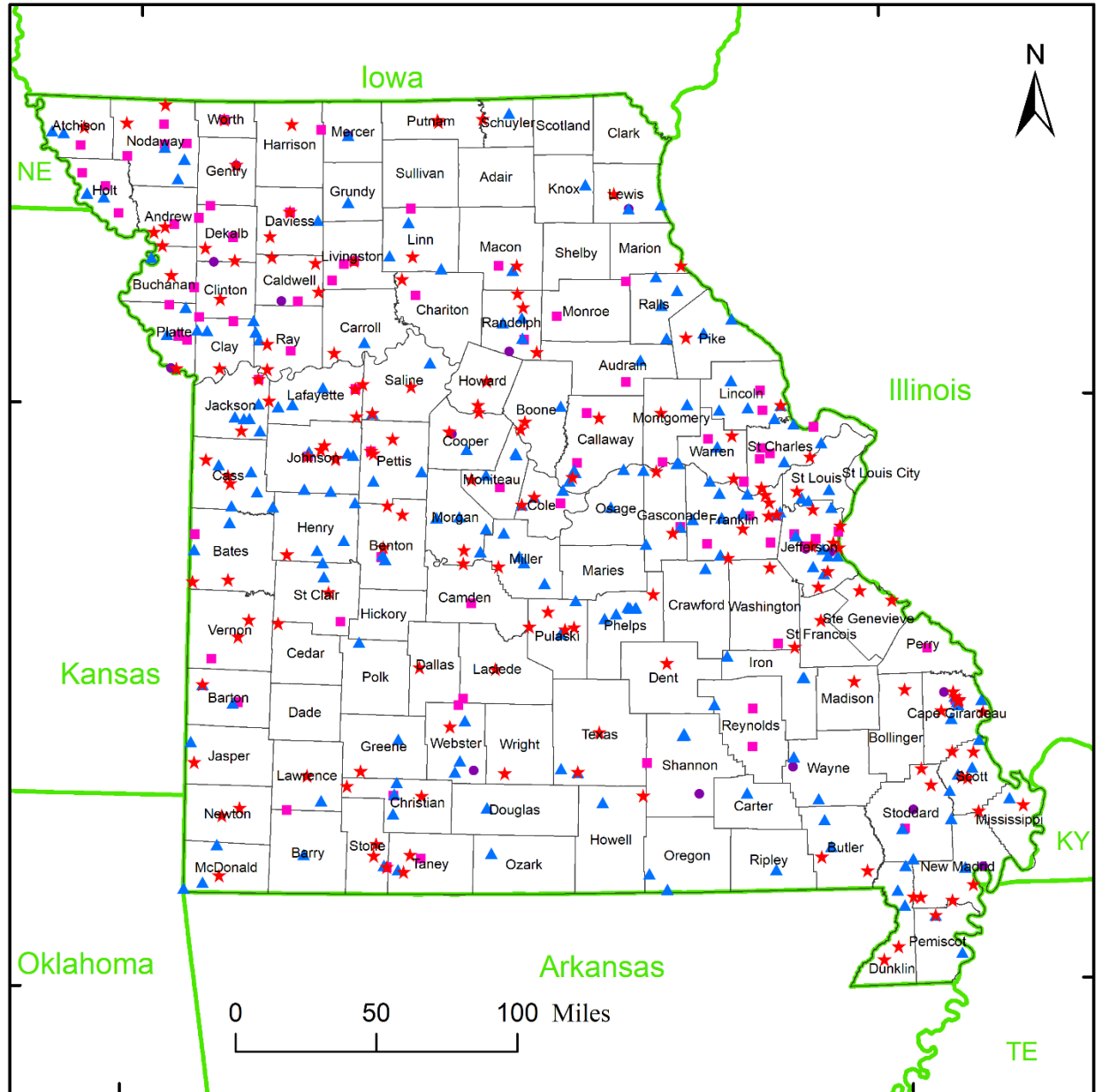
MISSOURI DEPARTMENT OF NATURAL RESOURCES





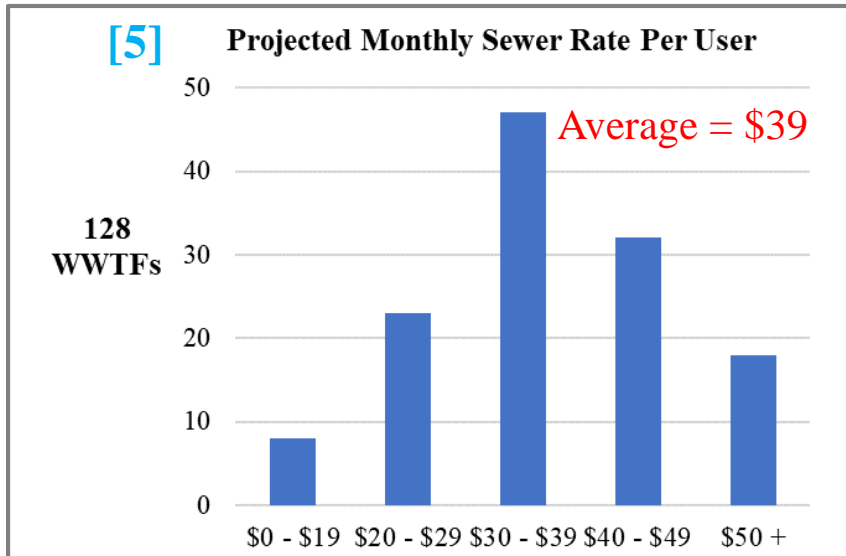
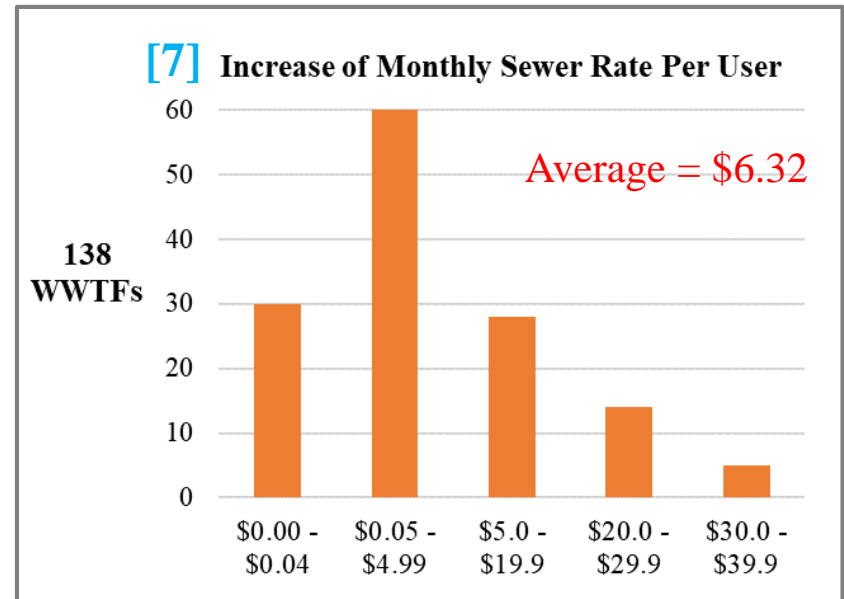
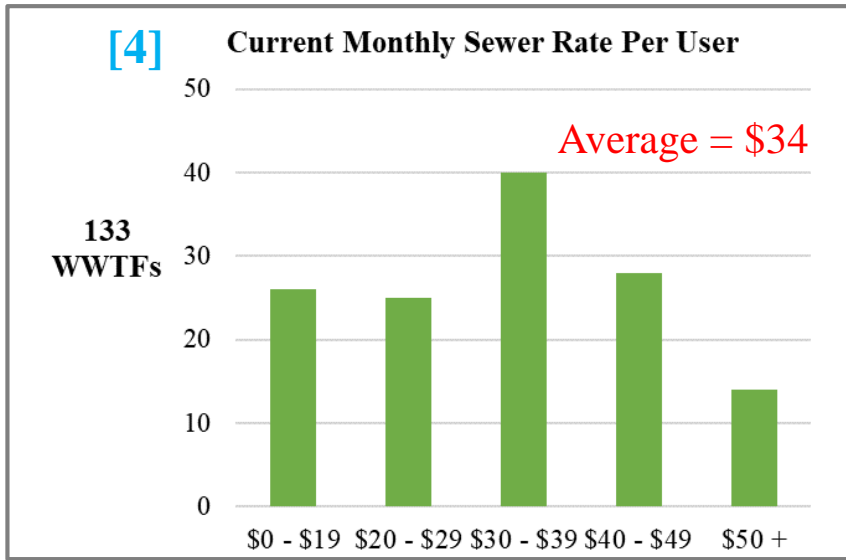
MISSOURI

DEPARTMENT OF
NATURAL RESOURCES



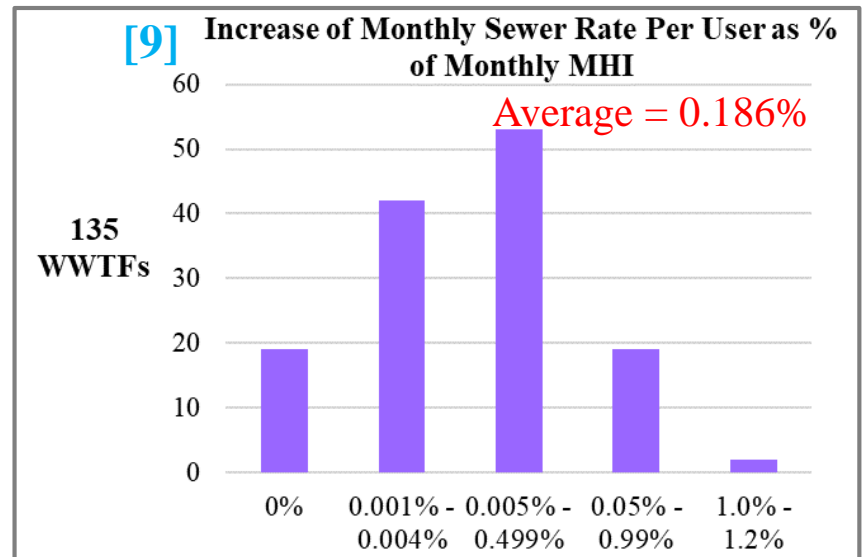
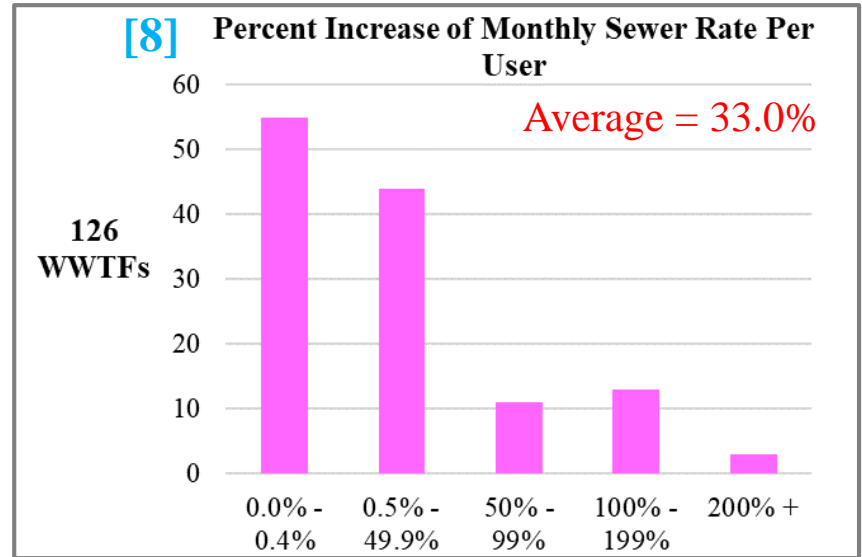
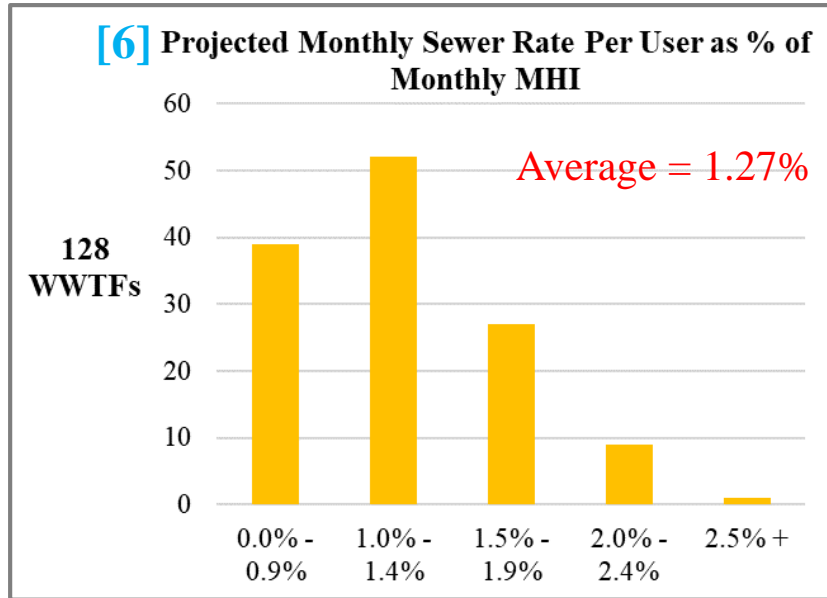


Key Results (1)





Key Results (2)



Key Results (3)

Table 1. Key Data Utilized or Generated in the Affordability Findings Issued During 2017

(This table is arranged in descending order of the values for the indicator “projected monthly sewer rate per user as a percentage of monthly MHI of the respective community” as presented in the column with the highlighted heading of “Projected Monthly Sewer Rate Per User: % of Monthly MHI.”)

RSMo 644.145.9 Criteria															
													Federal Mandate	0	
													Not Affordable	0	
													Average *1	\$6.32	
													Average *2	33.0%	
													Average *3	0.186%	
													Affordable	160	
No. *4	Permit No.	Facility Name *5	Pollution Control Option *6	Annual MHI *7	Number of Service Users	Annualized Additional Cost	Current Monthly Sewer Rate Per User	Projected Monthly Sewer Rate Per User	% of Monthly MHI *7	Increase of Monthly Sewer Rate Per User			Households at or Below Poverty	Affordability *8	
							\$	\$		\$	%	% of Monthly MHI *7			
*9, *10				[1]	[2]	[3]	[4]	[5]	[6]	[7]	[8]	[9]			
001	MO-0040801	Curryville WWTF	UD	\$33,249	90	\$949	\$64.00	\$74.54	2.69%	\$10.54	16.5%	0.380%	*18	33.8%	Yes
002	MO-0026646	Unionville South WWTF	UM	\$27,286	869	\$0	\$56.00	\$39.11	2.46%	\$0.00	0.0%	0.000%	*16	28.3%	Yes
003	MO-0054569	Unionville North WWTF	UM	\$27,286	869	\$0	\$56.00	\$39.11	2.46%	\$0.00	0.0%	0.000%	*16	28.3%	Yes
004	MO-0136051	Country Club WWTF	S	\$71,461	530	\$388	\$140.16	\$140.22	2.35%	\$0.06	0.0%	0.001%	*18	7.0%	Yes
005	MO-0134821	GASD, Gravois Arm WWTP #2	S	\$32,843	967	\$388	\$63.00	\$63.03	2.30%	\$0.03	0.1%	0.001%	*18	58.8%	Yes
006	MO-0121916	Livonia WWTF	UL	\$18,909	44	\$124	\$32.75	\$35.56	2.26%	\$2.81	8.6%	0.178%	*18	35.4%	Yes
007	MO-0050610	Mansfield WWTF	S	\$18,676	650	\$388	\$34.50	\$34.55	2.22%	\$0.05	0.1%	0.003%	*18	36.1%	Yes
008	MO-0093891	Breckenridge WWTF	UL	\$23,479	231	\$695	\$40.00	\$43.01	2.20%	\$3.01	7.5%	0.154%	*18	20.6%	Yes



Key Results (4)

Curryville WWTF

MO-0040801, No. 001 in Table 1

Livonia WWTF

MO-0121916, No. 006 in Table 1

Breckenridge WWTF

MO-0093891, No. 008 in Table 1



MISSOURI
DEPARTMENT OF
NATURAL RESOURCES

Questions?