

Emissions Inventory Update

Stacy Allen
Data Management Unit
September 8, 2011



Missouri
Department of
Natural Resources

We analyzed our business...

- Too many EIQ complaints
- More work coming, tighter deadlines

How to meet these challenges?

- **EIQ Efficiency Projects**
 - **EIQ Framework**
 - Quality Assurance
 - EIQ Status

EIQ Framework

- Our staff set up new or modified equipment based on issued permits
 - You focus on reporting production
 - We focus on consistent, high-quality data

EIQ Framework

- Stats: Over 200 done in last 12 months
- Transparent data from permit to EIQ leads to confidence in final product

- EIQ Efficiency Projects
 - EIQ Framework
 - **Quality Assurance**
 - EIQ Status

EIQ Quality Assurance

- Data entry task changed to...

Data Analysis

- Instead of EIQ review in isolation...

**Context, trends, similar facilities,
outliers, external data sources**

EIQ Quality Assurance

- How would you do it?

CAMD/TRI

Emission History

Industry Group Analysis

Site Visits

EIQ Quality Assurance

- **MoEIS ensures high quality inputs:**
 - Fastpath was the major leap forward
 - Projects this year are smaller
 - Next leap forward for electronic reporting...

EIQ Quality Assurance

- **Quality Assured data is...**
 - Publicly Available:**
 - Sunshine requests for your data
 - EPA data submittal for National Emissions Inventory
 - Confidentiality → contact me

EIQ Quality Assurance

- **Local Agency:**
 - EIQ responsibility already taken over from three of four agencies in 2010
 - St. Louis County EIQs will transition to APCP

- EIQ Efficiency Projects
 - EIQ Framework
 - Quality Assurance
 - **EIQ Status**

EIQ Status

Anthropogenic Emissions	NO_x	PM₁₀	SO_x	VOC
EIQ (permitted)	40%	3%	90%	7%
Non-permitted	60%	97%	10%	93%
Missouri Inventory (2008 tons)	326,000	665,000	415,000	255,000







EIQs are one part of the total Missouri Inventory

EQ Status – EQ Top Emitters

- Top 10 emitters are 63% of emissions
- Top 20 emitters are 82% of emissions
- Top 50 emitters are 95% of emissions

- Collect over 2,200 EQs annually

EIQ Status 2010 – Top Total Emitters

Plant	Site	Total Emissions
 AMEREN MISSOURI	LABADIE PLANT	82,435
 AMEREN MISSOURI	SIOUX PLANT	49,882
 AMEREN MISSOURI	RUSH ISLAND PLANT	31,512
 THOMAS HILL ENERGY CENTER POWER DIVISION	THOMAS HILL	30,466
NORANDA ALUMINUM INC	NEW MADRID	29,030
 AMEREN MISSOURI	MERAMEC PLANT	26,285
 NEW MADRID POWER PLANT	MARSTON	24,421
MISSISSIPPI LIME COMPANY	STE. GENEVIEVE	23,949
DOE RUN COMPANY	BUICK SMELTER	20,905
DOE RUN COMPANY	HERCULANEUM SMELTER	19,910

EIQ Status

Revised 6.110 Rule

- Accelerated April 1/May 1 Due Dates
- Despite faster due dates, late full EIQs decreased from 6% late to 4% late

Results and Success

We analyzed our business...

EQ complaints negligible

Local agency EQs, non-EQ inventories,
faster data turnaround

Input and Ideas Welcome

stacy.allen@dnr.mo.gov

eiq@dnr.mo.gov

573-751-4817



